

Nottingham, Lincoln and Sheffield to Barnsley, Penistone, Huddersfield, Wakefield, Castleford and Leeds

Mondays to Fridays

Table with columns for Operator, Train ID, and 17 time slots (NT 2L00 to NT 1L40). Rows list stations from Nottingham to Leeds.

Table with columns for Operator, Train ID, and 17 time slots (NT 2L08 to NT 2L16). Rows list stations from Nottingham to Leeds.

For the complete service between Nottingham and Sheffield see table 053
For the complete service between Lincoln and Sheffield see table 026
For the complete service between Castleford and Leeds see table 032
For a summary of all services between Sheffield, Wakefield and Leeds see table 029

NOTES (see introductory pages for explanation of train operator codes and standard symbols)

- a Arrival time
d Departure time

## Nottingham, Lincoln and Sheffield to Barnsley, Penistone, Huddersfield, Wakefield, Castleford and Leeds

### Mondays to Fridays

Operator Train ID	NT 1Y16	NT 2B56	NT 1L60	NT 2L18	NT 1Y18	NT 2B58	NT 1L64	NT 2L20	NT 1Y20	NT 2B60	NT 1L68	NT 2O80	NT 2L22	NT 1Y22	NT 2B62	NT 1L72	NT 2L24	
Nottingham (NOT) Chesterfield (CHD)	d 1217 1256				1317 1356				1416 1456					1517 1556				
Lincoln (LCN) Gainsborough Lea Road (GBL) Retford (RET) Worksop (WRK)	d d d d		1215 1236 1251 1302				1328 1349 1403 1414				1415 1436 1451 1502					1522 1542 1557 1608		
Sheffield (SHF) Meadowhall (MHS) Chapelton (CLN) Elsecar (ELR) Wombwell (WOM) Barnsley (BNY) Barnsley (BNY) Dodworth (DOD) Silkstone Common (SLK) Penistone (PNS) Denby Dale (DBD) Shepley (SPY) Stockmoor (SSM) Brockholes (BHS) Honley (HOY) Berry Brow (BBW) Lockwood (LCK) Huddersfield (HUD)	d d d d d a d d d d d d d d d d d d d a	1318 1324 1347 1353 1356 1339 1340	1335 1341 1347 1353 1356 1402 1403 1409	1343 1351 1408 1408 1409	1402 1408 1414 1420 1423 1429 1439	1418 1424 1447 1453 1456 1502 1509 1503	1435 1445 1451 1453 1456 1509 1509 1509	1449 1508 1514 1520 1523 1529 1530	1502 1524 1547 1553 1556 1539 1602 1608	1518 1535 1546 1553 1602 1608	1546 1553 1608 1608		1602 1608 1614 1620 1623 1629 1630	1618 1624 1641 1650 1657 1639 1640	1635 1641 1653 1657 1703 1703	1644 1650 1647 1653 1657 1703 1708	1702 1708 1714 1720 1723 1729 1730	
Darton (DRT) Wakefield Kirkgate (WKK) Wakefield Kirkgate (WKK) Normanton (NOR) Castleford (CFD) Castleford (CFD) Woodlesford (WDS) Leeds (LDS)	d a d a d d d a			1435 1424 1449	1454 1455		1524 1524	1535 1548 1555 1555 1600 1603 1613	1549 1555 1600 1603 1613	1555 1600 1603 1613			1623 1624	1628 1649 1655 1633 1641 1700 1703 1712		1635 1648 1655	1724 1724	1735 1748 1749








Operator Train ID	NT 1Y24	NT 2B64	NT 1L76	NT 2O84	NT 2L26	NT 1Y26	NT 2B66	NT 1L80	NT 2L28	NT 1Y28	NT 2B68	NT 1L84	NT 2L30	NT 1Y30	NT 2B70	NT 1L88	NT 2L32
Nottingham (NOT) Chesterfield (CHD)	d 1617 1656					1717 1755				1817 1857				1917 1956			
Lincoln (LCN) Gainsborough Lea Road (GBL) Retford (RET) Worksop (WRK)	d d d d		1617 1638 1653 1704				1723 1747 1800 1811					1823 1844 1857 1907				1929 1951 2003 2013	
Sheffield (SHF) Meadowhall (MHS) Chapelton (CLN) Elsecar (ELR) Wombwell (WOM) Barnsley (BNY) Barnsley (BNY) Dodworth (DOD) Silkstone Common (SLK) Penistone (PNS) Denby Dale (DBD) Shepley (SPY) Stockmoor (SSM) Brockholes (BHS) Honley (HOY) Berry Brow (BBW) Lockwood (LCK) Huddersfield (HUD)	d d d d d a d d d d d d d d d d d d a	1718 1724 1746 1752 1755 1739 1740	1734 1740 1746 1752 1755 1801 1802	1744 1750 1808 1808 1808	1802 1808 1814 1820 1823 1829 1830	1818 1824 1846 1852 1855 1838 1839	1834 1840 1846 1852 1855 1901 1902	1848 1854 1908 1910 1910 1910	1902 1908 1914 1920 1923 1929 1930	1918 1924 1947 1953 1956 1939 1940	1935 1941 1947 1953 1956 2002 2003	1945 1951 2002 2008 2010 2010 2011	2002 2008 2014 2020 2023 2029 2030	2018 2024 2047 2053 2056 2039 2040	2035 2041 2047 2053 2056 2102 2103	2045 2051 2051 2053 2056 2110 2111	2102 2108 2114 2120 2123 2129 2130
Darton (DRT) Wakefield Kirkgate (WKK) Wakefield Kirkgate (WKK) Normanton (NOR) Castleford (CFD) Castleford (CFD) Woodlesford (WDS) Leeds (LDS)	d a d a d d d a			1835 1823 1828	1848 1849 1855		1855 1856	1925 1926	1935 1949	1935 1955		2035 2026	2048 2049	2055 2055		2126 2126	2135 2148 2149

**NOTES** (see introductory pages for explanation of train operator codes and standard symbols)

- a Arrival time  
d Departure time

## Nottingham, Lincoln and Sheffield to Barnsley, Penistone, Huddersfield, Wakefield, Castleford and Leeds

### Mondays to Fridays

	Operator Train ID	NT 1Y32	NT 1Y34	NT 2L34	NT 2B74	NT 2L36
Nottingham (NOT)	 8 d	2017	2115			
Chesterfield (CHD)	d	2056	2157			
Lincoln (LCN)	d					
Gainsborough Lea Road (GBL)	d					
Retford (RET)	 10 d					
Worksop (WRK)	d					
Sheffield (SHF)	 7 d	2118	2218	2231	2238	2318
Meadowhall (MHS)	 d	2124	2224	2237	2244	2324
Chapelton (CLN)	d			2243	2251	2330
Elsecar (ELR)	d			2249	2257	2336
Wombwell (WOM)	d			2252	2300	2339
Barnsley (BNY)	a	2139	2239	2258	2306	2346
Barnsley (BNY)	d	2140	2240	2259	2307	2347
Dodworth (DOD)	d				2313	
Silkstone Common (SLK)	d				2317	
Penistone (PNS)	d				2324	
Denby Dale (DBD)	d				2331	
Shepley (SPY)	d				2335	
Stocksmoor (SSM)	d				2338	
Brockholes (BHS)	d				2343	
Honley (HOY)	d				2345	
Berry Brow (BBW)	d				2348	
Lockwood (LCK)	d				2351	
Huddersfield (HUD)	a				2355	
Darton (DRT)	d			2304		2352
Wakefield Kirkgate (WKK)	 4 a	2155	2255	2318		0004
Wakefield Kirkgate (WKK)	 4 d	2155	2255	2319		
Normanton (NOR)	d			2324		
Castleford (CFD)	a			2332		
Castleford (CFD)	d			2335		
Woodlesford (WDS)	d			2344		
Leeds (LDS)	 10 a	2213	2316	2356		

**NOTES** (see introductory pages for explanation of train operator codes and standard symbols)

- a Arrival time  
d Departure time




















## Leeds, Castleford, Wakefield, Huddersfield, Penistone and Barnsley to Sheffield, Lincoln and Nottingham

### Mondays to Fridays

Operator Train ID	NT	NT	NT	NT	NT	
	1N61	2L83	2L85	2B39	2L87	
Leeds (LDS)	 d	2137	2131	2232		2302
Woodlesford (WDS)	d		2140	2241		2311
Castleford (CFD)	a		2148	2249		2320
Castleford (CFD)	d		2151	2252		2322
Normanton (NOR)	d		2156	2257		2328
Wakefield Kirkgate (WKK)	 a	2154	2201	2302		2333
Wakefield Kirkgate (WKK)	 d	2154	2202	2303		2333
Darton (DRT)	d		2213	2314		2344
Huddersfield (HUD)	d				2250	
Lockwood (LCK)	d				2253	
Berry Brow (BBW)	d				2256	
Honley (HOY)	d				2259	
Brockholes (BHS)	d				2302	
Stocksmoor (SSM)	d				2306	
Shepley (SPY)	d				2308	
Denby Dale (DBD)	d				2313	
Penistone (PNS)	d				2324c	
Silkstone Common (SLK)	d				2329	
Dodworth (DOD)	d				2333	
Barnsley (BNY)	a	2209	2220	2321	2339	2351
Barnsley (BNY)	d	2211	2221	2322	2340	2352
Wombwell (WOM)	d		2226	2327	2345	2357
Elsecar (ELR)	d		2230	2331	2349	0002
Chapelton (CLN)	d		2236	2337	2355	0007
Meadowhall (MHS)	 d	2230c	2242	2343	0002	0015f
Sheffield (SHF)	 a	2240	2250	2351	0009	0024
Worksop (WRK)	a					
Retford (RET)	 a					
Gainsborough Lea Road (GBL)	a					
Lincoln (LCN)	a					
Chesterfield (CHD)	a					
Nottingham (NOT)	 a					

**NOTES** (see introductory pages for explanation of train operator codes and standard symbols)

- a Arrival time
- d Departure time
- c Arrives 4 minutes earlier
- f Arrives 3 minutes earlier





Leeds, Castleford, Wakefield, Huddersfield, Penistone and Barnsley to Sheffield, Lincoln and Nottingham

Sundays

Table with columns for Operator, Train ID, and various station codes (NT 2L01 to NT 2P26). Rows include destinations like Leeds, Woodlesford, Castleford, Normanton, Wakefield, Huddersfield, Barnsley, and Nottingham.

Table with columns for Operator, Train ID, Days of operation/Notes, and various station codes (NT 1Y45 to NT 2L15). This table provides more specific details for the routes.

NOTES (see introductory pages for explanation of train operator codes and standard symbols)

- a Arrival time
d Departure time
c Arrives 3 minutes earlier
f Arrives 4 minutes earlier
g Arrives 6 minutes earlier
A From Carlisle, see table 035