

London to Barking, Upminster, Basildon, Grays, Tilbury, Southend Central and Shoeburyness

Mondays to Fridays

Table with columns for Operator, Train ID, and 18 destination codes (CC 9B54 to CC 2R52). Rows list stations from London Fenchurch Street to Shoeburyness with departure times.

Table with columns for Operator, Train ID, and 18 destination codes (CC 2B52 to CC 2R64). Rows list stations from London Fenchurch Street to Shoeburyness with departure times.









London Underground also run frequent services between central London, West Ham, Barking and Upminster For the bus/ferry service between Tilbury Town, Tilbury Riverside and Gravesend Town Pier see table 001a

NOTES (see introductory pages for explanation of train operator codes and standard symbols)

- a Arrival time
d Departure time
c Arrives 4 minutes earlier
MO Mondays only
MX Not Mondays

London to Barking, Upminster, Basildon, Grays, Tilbury, Southend Central and Shoeburyness

Mondays to Fridays

Operator Train ID Days of operation/Notes	CC	CC	CC	CC	CC
	2R48	2B44 TSM	2D88 TSM	2T50 TSM	2B48 TSM
London Fenchurch Street (FST)  7 d	2354	0004	0011	0024	0034
Limehouse (LHS)  d	2358	0008	0015	0028	0038
West Ham (WEH)  d	0003	0013	0020	0033	0043
London Liverpool Street (LST)  15 d					
Stratford (SRA)  7 d					
Barking (BKG)  d	0009	0018	0025	0039	0049
Upminster (UPM)  d		0026	0033		0057
Ockendon (OCK) d			0039		
Chafford Hundred Lakeside (CFH) d			0042		
Dagenham Dock (DDK) d	0013			0043	
Rainham (RNM) d	0017			0047	
Purfleet (PFL) d	0022			0052	
Grays (GRY) a	0028		0046	0058	
Grays (GRY) d			0046		
Tilbury Town (TIL)  d			0049		
East Tilbury (ETL) d			0055		
Stanford-le-Hope (SFO) d			0059		
West Horndon (WHR) d		0031			0102
Laindon (LAI) d		0036			0107
Basildon (BSO) d		0039			0110
Pitsea (PSE) d		0043	0107		0114
Benfleet (BEF) d		0046	0111		0117
Leigh-on-Sea (LES) d		0051	0115		0122
Chalkwell (CHW) d		0053	0118		0124
Westcliff (WCF) d		0055	0120		0126
Southend Central (SOC) a		0058	0122		0129
Southend Central (SOC) d		0058	0122		0129
Southend East (SOE) d		0100	0124		0131
Thorpe Bay (TPB) d		0103	0127		0134
Shoeburyness (SRY) a		0107	0131		0138

NOTES (see introductory pages for explanation of train operator codes and standard symbols)

a Arrival time
d Departure time

TSM Tuesday to Saturday mornings

London to Barking, Upminster, Basildon, Grays, Tilbury, Southend Central and Shoeburyness

Saturdays

Operator Train ID Days of operation/Notes	CC 2R70	CC 9B56	CC 2D72	CC 2B72	CC 2D72	CC 2R72	CC 9B58	CC 2R72	CC 2D74	CC 2B74	CC 2D74	CC 2D76	CC 9B60	CC 2D76	CC 2R74	CC 2B76 SUM	CC 2R74	CC 2D78 SUM
London Fenchurch Street (FST) 7 d	2237		2253	2300		2307			2323	2330		2344			2359	0005		0015
Limehouse (LHS) DLR d	2241		2257	2304		2311			2327	2334		2348			0003	0009		0019
West Ham (WEH) DLR d	2247		2303	2309		2317			2333	2339		2353			0009	0014		0025
London Liverpool Street (LST) 15 d		2241					2311						2348					
Stratford (SRA) DLR 7 d		2248					2318						2355					
Barking (BKG) DLR d	2253	2302c	2308	2314		2323	2332		2338	2344		2358	0007		0015	0020		0030
Upminster (UPM) DLR d		2312	2317	2323			2341		2347	2353		0007	0016			0028		0039
Ockendon (OCK) d			2322						2352			0012						0044
Chafford Hundred Lakeside (CFH) d			2326						2356			0016						0048
Dagenham Dock (DDK) d	2257					2327									0019			
Rainham (RNM) d	2301					2331									0023			
Purfleet (PFL) d	2306					2336									0028			
Grays (GRY) a	2313		2330			2341			0001			0020			0033			0052
Grays (GRY) d			2330		←	2342		←	0002		←	0020		←	0034		←	0052
Tilbury Town (TIL) 3 d			2333		2333	2345		2345	0005		0005	0023		0023	0037		0037	0055
East Tilbury (ETL) d			←		2339	←		2351	←		0011	←		0029	←		0043	0101
Stanford-le-Hope (SFO) d					2343			2354			0014			0033			0046	0105
West Horndon (WHR) d				2328			2346			2358			0021			0033		
Laindon (LAI) d		2320		2332			2351			0001			0026			0038		
Basildon (BSO) d		2324		2336			2354			0006			0029			0041		
Pitsea (PSE) d				2339	2351		2358	0003		0009	0022		0033	0041		0045	0055	0113
Benfleet (BEF) d		2330		2343	2355		0001	0007		0013	0026		0036	0045		0048	0059	0117
Leigh-on-Sea (LES) d		2334		2347	2359		0006	0011		0017	0031		0041	0049		0053	0103	0121
Chalkwell (CHW) d		2337		2350	0002		0008	0014		0020	0033		0043	0052		0055	0106	0124
Westcliff (WCF) d		2339		2352	0004		0010	0016		0022	0035		0045	0054		0057	0108	0126
Southend Central (SOC) a		2341		2354	0006		0013	0018		0024	0038		0048	0056		0100	0110	0128
Southend Central (SOC) d		2342		2355	0006		0013	0019		0025	0038		0048	0056		0100	0111	0128
Southend East (SOE) d		2344		2357	0008		0015	0021		0027	0040		0050	0058		0102	0113	0130
Thorpe Bay (TPB) d		2346		2359	0011		0018	0023		0029	0042		0052	0101		0105	0115	0133
Shoeburyness (SRY) a		2352		0005	0017		0024	0029		0035	0048		0058	0107		0111	0121	0139

Operator Train ID Days of operation/Notes	CC 2B78 SUM
London Fenchurch Street (FST) 7 d	0041
Limehouse (LHS) DLR d	0045
West Ham (WEH) DLR d	0050
London Liverpool Street (LST) 15 d	
Stratford (SRA) DLR 7 d	
Barking (BKG) DLR d	0056
Upminster (UPM) DLR d	0104
Ockendon (OCK) d	
Chafford Hundred Lakeside (CFH) d	
Dagenham Dock (DDK) d	
Rainham (RNM) d	
Purfleet (PFL) d	
Grays (GRY) a	
Grays (GRY) d	
Tilbury Town (TIL) 3 d	
East Tilbury (ETL) d	
Stanford-le-Hope (SFO) d	
West Horndon (WHR) d	0109
Laindon (LAI) d	0114
Basildon (BSO) d	0117
Pitsea (PSE) d	0121
Benfleet (BEF) d	0124
Leigh-on-Sea (LES) d	0129
Chalkwell (CHW) d	0131
Westcliff (WCF) d	0133
Southend Central (SOC) a	0136
Southend Central (SOC) d	0136
Southend East (SOE) d	0138
Thorpe Bay (TPB) d	0141
Shoeburyness (SRY) a	0147

NOTES (see introductory pages for explanation of train operator codes and standard symbols)

- a Arrival time
- d Departure time
- c Arrives 3 minutes earlier

SUM Sunday mornings

London to Barking, Upminster, Basildon, Grays, Tilbury, Southend Central and Shoeburyness

Sundays

Operator Train ID	CC		CC		CC		CC		CC		CC		CC		CC		CC		CC	
	2D72	9B58	2R72	2B74	2D74	2D76	9B60	2D76	2R74	2B76	2R74	2D78	2B78	2B00	2D00	2B02	2D02	2R00		
London Fenchurch Street (FST)	d																			
Limehouse (LHS)	d																			
West Ham (WEH)	d																			
London Liverpool Street (LST)	d																			
Stratford (SRA)	d																			
Barking (BKG)	d																			
Upminster (UPM)	d																			
Ockendon (OCK)	d																			
Chafford Hundred Lakeside (CFH)	d																			
Dagenham Dock (DDK)	d																			
Rainham (RNM)	d																			
Purfleet (PFL)	d																			
Grays (GRY)	a																			
Grays (GRY)	d																			
Tilbury Town (TIL)	d																			
East Tilbury (ETL)	d																			
Stanford-le-Hope (SFO)	d																			
West Horndon (WHR)	d																			
Laindon (LAI)	d																			
Basildon (BSO)	d																			
Pitsea (PSE)	d																			
Benfleet (BEF)	d																			
Leigh-on-Sea (LES)	d																			
Chalkwell (CHW)	d																			
Westcliff (WCF)	d																			
Southend Central (SOC)	a																			
Southend Central (SOC)	d																			
Southend East (SOE)	d																			
Thorpe Bay (TPB)	d																			
Shoeburyness (SRY)	a																			










Operator Train ID	CC		CC		CC		CC		CC		CC		CC		CC		CC		CC	
	2B04	2D04	2R02	2B06	2D06	2R04	2B08	2D08	2R06	2B10	2D10	2R08	9B00	2D12	2R10	9B02	2D14	2R12		
London Fenchurch Street (FST)	d																			
Limehouse (LHS)	d																			
West Ham (WEH)	d																			
London Liverpool Street (LST)	d																			
Stratford (SRA)	d																			
Barking (BKG)	d																			
Upminster (UPM)	d																			
Ockendon (OCK)	d																			
Chafford Hundred Lakeside (CFH)	d																			
Dagenham Dock (DDK)	d																			
Rainham (RNM)	d																			
Purfleet (PFL)	d																			
Grays (GRY)	a																			
Grays (GRY)	d																			
Tilbury Town (TIL)	d																			
East Tilbury (ETL)	d																			
Stanford-le-Hope (SFO)	d																			
West Horndon (WHR)	d																			
Laindon (LAI)	d																			
Basildon (BSO)	d																			
Pitsea (PSE)	d																			
Benfleet (BEF)	d																			
Leigh-on-Sea (LES)	d																			
Chalkwell (CHW)	d																			
Westcliff (WCF)	d																			
Southend Central (SOC)	a																			
Southend Central (SOC)	d																			
Southend East (SOE)	d																			
Thorpe Bay (TPB)	d																			
Shoeburyness (SRY)	a																			

NOTES (see introductory pages for explanation of train operator codes and standard symbols)

a Arrival time
d Departure time

London to Barking, Upminster, Basildon, Grays, Tilbury, Southend Central and Shoeburyness

Sundays

Operator	CC	CC	CC	CC
Train ID	9B54	2D64	2B16	2B18
Days of operation/Notes				MM
London Fenchurch Street (FST)  7 d			2341	0011
Limehouse (LHS)  d			2345	0015
West Ham (WEH)  d			2350	0020
London Liverpool Street (LST)  15 d	2315			
Stratford (SRA)  7 d	2322			
Barking (BKG)  d	2333		2356	0026
Upminster (UPM)  d	2342		0005	0034
Ockendon (OCK)	d			
Chafford Hundred Lakeside (CFH)	d			
Dagenham Dock (DDK)	d			
Rainham (RNM)	d			
Purfleet (PFL)	d			
Grays (GRY)	a			
Grays (GRY)	d			
Tilbury Town (TIL)  3 d		2351		
East Tilbury (ETL)	d	2357		
Stanford-le-Hope (SFO)	d	0001		
West Horndon (WHR)	d	2347	0010	0039
Laindon (LAI)	d	2352	0015	0044
Basildon (BSO)	d	2356	0018	0047
Pitsea (PSE)	d	2359	0009	0022
Benfleet (BEF)	d	0003	0013	0025
Leigh-on-Sea (LES)	d	0007	0017	0030
Chalkwell (CHW)	d	0010	0020	0032
Westcliff (WCF)	d	0012	0022	0034
Southend Central (SOC)	a	0014	0024	0037
Southend Central (SOC)	d	0015	0025	0037
Southend East (SOE)	d	0017	0027	0039
Thorpe Bay (TPB)	d	0019	0029	0042
Shoeburyness (SRY)	a	0025	0035	0048

NOTES (see introductory pages for explanation of train operator codes and standard symbols)

- a Arrival time
- d Departure time
- MM Monday mornings

Shoeburyness, Southend Central, Tilbury, Grays and Basildon to Upminster, Barking and London

Mondays to Fridays

Table with columns: Operator, Train ID, Days of operation/Notes, and various CC (Class of Carriage) codes (2T51, 2D89, 2F05, 2D01, 2B51, 2D01, 2R51, 2D03, 2R53, 2B53, 2D05, 2B55, 2D05, 2R55, 2R57, 2B57, 2R59, 1B01). Rows list stations from Shoeburyness (SRY) to London Fenchurch Street (FST).

Table with columns: Operator, Train ID, and various CC (Class of Carriage) codes (2R57, 1F59, 2D07, 2R59, 2R61, 1F61, 2D11, 1B03, 1D09, 2R61, 1F63, 1B05, 2D11, 2R63, 2R65, 1B23, 2N03, 2D13). Rows list stations from Shoeburyness (SRY) to London Fenchurch Street (FST).

NOTES (see introductory pages for explanation of train operator codes and standard symbols)

- a Arrival time
d Departure time
f Arrives 3 minutes earlier
MX Not Mondays

Shoeburyness, Southend Central, Tilbury, Grays and Basildon to Upminster, Barking and London

Mondays to Fridays

Operator Train ID	CC 2R65	CC 2R67	CC 1F67	CC 1B11	CC 1F67	CC 2D15	CC 2R69	CC 1B13	CC 2R67	CC 2N05	CC 2D17	CC 1B81	CC 1B19	CC 2R69	CC 1B81	CC 2D19	CC 2R71	CC 1B25
Shoeburyness (SRY)	d		0640	0645				0702					0718					
Thorpe Bay (TPB)	d		0644	0649				0706				0712	0722					0729
Southend East (SOE)	d		0646	0651				0708				0714	0724					0731
Southend Central (SOC)	a		0649	0654				0711				0717	0727					0734
Southend Central (SOC)	d		0645	0649	0654			0703	0711			0717	0727					0734
Westcliff (WCF)	d		0648	0651	0656			0705	0713			0719	0729					0736
Chalkwell (CHW)	d		0650	0654	0659			0708	0716			0722	0732					0739
Leigh-on-Sea (LES)	d		0653	0657	0702			0711				0725						0742
Benfleet (BEF)	d		0657	0702	0707			0716				0730						0747
Pitsea (PSE)	d		0703	0705	0711			0720				0734					0735	0751
Basildon (BSO)	d			0709	0715							0738	0742					0755
Laindon (LAI)	d			0713	0718						0731	0747c				0747c		0758
West Horndon (WHR)	d	←		0717							0736				←			
Stanford-le-Hope (SFO)	d	0653	0710	←				0726							0726			0742
East Tilbury (ETL)	d	0656	0714					←							0730		←	
Tilbury Town (TIL)	ⓑ	d	0702	0720					0720						0736			
Grays (GRY)	a	0705	←						0723						0739			
Grays (GRY)	d	0706					0717				0724		0731			0740		0747
Purfleet (PFL)	d	0712									0730					0746		
Rainham (RNM)	d	0717									0736					0751		
Dagenham Dock (DDK)	d	0721									0740					0755		
Chafford Hundred Lakeside (CFH)	d						0721						0735					0751
Ockendon (OCK)	d						0726						0741					0756
Upminster (UPM)	ⓔ	d					0733				0741	0748				0757	0803	0807
Barking (BKG)	ⓔ	d	0728			0735e	0741			0746	0750	0756				0802	0811	
Stratford (SRA)	ⓔ DLR	7	a															
London Liverpool Street (LST)	ⓔ	15	a															
West Ham (WEH)	ⓔ DLR	d	0735			0738	0742	0747		0750	0753	0756	0802		0805	0808	0811	0817
Limehouse (LHS)	DLR	d	0740			0744	0747	0752		0755	0758	0801	0807		0813	0816	0822	0825
London Fenchurch Street (FST)	7	a	0747			0750	0755	0759		0802	0805	0808	0814		0816	0820	0823	0829

Operator Train ID	CC 2R71	CC 2N07	CC 2D21	CC 2R73	CC 1B39	CC 2R73	CC 1B27	CC 2D23	CC 1B29	CC 2N09	CC 2R77	CC 2R79	CC 1F79	CC 2D27	CC 2R79	CC 1B37	CC 2R81	CC 2B83
Shoeburyness (SRY)	d				0739				0800				0815			0834		
Thorpe Bay (TPB)	d				0743				0804				0819			0838		
Southend East (SOE)	d				0745				0806				0821			0840		
Southend Central (SOC)	a				0748				0809				0824			0843		
Southend Central (SOC)	d				0748				0809				0824			0843		0849
Westcliff (WCF)	d				0750				0811				0826			0845		0852
Chalkwell (CHW)	d				0753				0814				0829			0848		0855
Leigh-on-Sea (LES)	d				0756		0803		0817				0832			0851		0858
Benfleet (BEF)	d				0801		0808		0822				0837			0856		0903
Pitsea (PSE)	d			0751	0804		0812				0818	0836	0840				0847	0906
Basildon (BSO)	d				0808		0816			0828			0844			0902		0910
Laindon (LAI)	d				0812		0820			0834			0848			0905		0914
West Horndon (WHR)	d	←	0808				0824			0839								0918
Stanford-le-Hope (SFO)	d	0742			0757						0824	0843				0843		0854
East Tilbury (ETL)	d	0745			0801						0828	←				0846		0857
Tilbury Town (TIL)	ⓑ	d	0752				0807				0834					0853		0904
Grays (GRY)	a	0755					0810				0837					0856		0907
Grays (GRY)	d	0756		0801			0810		0818					0847		0856		0908
Purfleet (PFL)	d	0802					0816									0902		0914
Rainham (RNM)	d	0807					0822									0908		0919
Dagenham Dock (DDK)	d	0811					0826									0912		0923
Chafford Hundred Lakeside (CFH)	d			0805					0822							0851		
Ockendon (OCK)	d			0810					0826							0856		
Upminster (UPM)	ⓔ	d	0813	0817		0821			0833		0844			0856	0903		0914	0924
Barking (BKG)	ⓔ	d	0817	0822	0826		0832	0838	0841	0846	0853	0859		0905	0911	0918	0922	0929
Stratford (SRA)	ⓔ DLR	7	a															
London Liverpool Street (LST)	ⓔ	15	a															
West Ham (WEH)	ⓔ DLR	d	0823	0828	0831		0834	0838	0844	0847	0852	0858	0905		0910	0917	0924	0928
Limehouse (LHS)	DLR	d	0829	0833	0837		0840	0843	0849	0852	0858	0904	0910		0916	0922	0930	0933
London Fenchurch Street (FST)	7	a	0835	0840	0843		0846	0850	0856	0859	0905	0910	0917		0922	0929	0936	0940

NOTES (see introductory pages for explanation of train operator codes and standard symbols)

- a Arrival time
- d Departure time
- c Arrives 6 minutes earlier
- e Arrives 4 minutes earlier

Shoeburyness, Southend Central, Tilbury, Grays and Basildon to Upminster, Barking and London

Mondays to Fridays

Operator Train ID	CC 2D31	CC 2R83	CC 2F51	CC 2D33	CC 1B43	CC 2R83	CC 2D33	CC 2R85	CC 2B87	CC 2D35	CC 1B45	CC 2R87	CC 2D35	CC 2B89	CC 2R89	CC 2D37	CC 2B91	CC 2R91	
Shoeburyness (SRY)	d		0853		0907				0927	0933	0941			0957				1027	
Thorpe Bay (TPB)	d		0857		0911				0931	0937	0945			1001				1031	
Southend East (SOE)	d		0859		0913				0933	0939	0947			1003				1033	
Southend Central (SOC)	a		0902		0916				0936	0942	0950			1006				1036	
Southend Central (SOC)	d		0902	0912	0916				0936	0942	0950			1006			1012	1036	
Westcliff (WCF)	d		0904	0915	0918				0938	0945	0952			1008			1015	1038	
Chalkwell (CHW)	d		0907	0917	0921				0941	0947	0955			1011			1017	1041	
Leigh-on-Sea (LES)	d		0909	0920	0924				0943	0950	0957			1013			1020	1043	
Benfleet (BEF)	d		0914	0924	0929				0948	0954	1002			1018			1024	1048	
Pitsea (PSE)	d		0916	0918	0929				0951	0959				1021			1029	1051	
Basildon (BSO)	d		0922		0935				0955		1008			1025				1055	
Laindon (LAI)	d		0925		0938				0958		1011			1028				1058	
West Horndon (WHR)	d		0930						1003					1033				1103	
Stanford-le-Hope (SFO)	d		0923		0935				0935		1005						1035		
East Tilbury (ETL)	d		0926						0938		1008						1038		
Tilbury Town (TIL)	d		0933						0933	0944	1014			1014			1044		
Grays (GRY)	a								0936	0947				1017			1047		
Grays (GRY)	d	0917							0936	0948	0953			1010	1017		1040	1047	1110
Purfleet (PFL)	d								0942		0959			1016			1046		1116
Rainham (RNM)	d								0948		1004			1021			1051		1121
Dagenham Dock (DDK)	d								0951		1007			1024			1054		1124
Chafford Hundred Lakeside (CFH)	d	0921							0952					1021			1051		
Ockendon (OCK)	d	0925							0956					1025			1055		
Upminster (UPM)	d	0932		0936		0946			1003		1008		1019		1031	1039		1101	1108
Barking (BKG)	d	0940		0944		0955	0958	1011	1013	1017			1027	1030	1040	1047	1100	1109	1117
Stratford (SRA)	d																		
London Liverpool Street (LST)	a																		
West Ham (WEH)	d	0946		0950		1000	1004	1016	1019	1022			1032	1036	1046	1053	1106	1114	1122
Limehouse (LHS)	d	0951		0955		1005	1009	1021	1024	1028			1037	1041	1051	1058	1111	1119	1127
London Fenchurch Street (FST)	a	0958		1001		1009	1013	1025	1028	1032			1041	1045	1056	1102	1115	1124	1145

Operator Train ID	CC 2D39	CC 2B93	CC 2R93	CC 2D41	CC 2B95	CC 2R95	CC 2D43	CC 2B97	CC 2R97	CC 2D45	CC 2B99	CC 2R99	CC 2D47	CC 2B01	CC 2R01	CC 2D49	CC 2B03	CC 2R03	
Shoeburyness (SRY)	d	1057			1127			1157			1227			1257			1327		
Thorpe Bay (TPB)	d	1101			1131			1201			1231			1301			1331		
Southend East (SOE)	d	1103			1133			1203			1233			1303			1333		
Southend Central (SOC)	a	1106			1136			1206			1236			1306			1336		
Southend Central (SOC)	d	1042	1106		1112	1136		1139	1206		1212	1236		1242	1306		1311	1336	
Westcliff (WCF)	d	1045	1108		1115	1138		1142	1208		1215	1238		1245	1308		1314	1338	
Chalkwell (CHW)	d	1047	1111		1117	1141		1144	1211		1217	1241		1247	1311		1316	1341	
Leigh-on-Sea (LES)	d	1050	1113		1120	1143		1147	1213		1220	1243		1250	1313		1319	1343	
Benfleet (BEF)	d	1054	1118		1124	1148		1151	1218		1224	1248		1254	1318		1323	1348	
Pitsea (PSE)	d	1059	1121		1129	1151		1156	1221		1229	1251		1259	1321		1328	1351	
Basildon (BSO)	d		1125			1155			1225			1255			1325			1355	
Laindon (LAI)	d		1128			1158			1228			1258			1328			1358	
West Horndon (WHR)	d		1133			1203			1233			1303			1333			1403	
Stanford-le-Hope (SFO)	d	1105			1135			1202			1235			1305			1334		
East Tilbury (ETL)	d	1108			1138			1205			1238			1308			1337		
Tilbury Town (TIL)	d	1114			1144			1211			1244			1314			1343		
Grays (GRY)	a	1117			1147			1214			1247			1317			1346		
Grays (GRY)	d	1117		1140	1147			1210	1214		1240	1247		1310	1317		1340	1346	1410
Purfleet (PFL)	d			1146				1216			1246			1316			1346		1416
Rainham (RNM)	d			1151				1221			1251			1321			1351		1421
Dagenham Dock (DDK)	d			1154				1224			1254			1324			1354		1424
Chafford Hundred Lakeside (CFH)	d	1121			1151			1218			1251			1321			1350		
Ockendon (OCK)	d	1125			1155			1222			1255			1325			1354		
Upminster (UPM)	d	1131	1138		1201	1208		1229	1238		1301	1308		1331	1338		1401	1408	
Barking (BKG)	d	1139	1147	1200	1209	1216	1230	1238	1246	1300	1309	1316	1330	1340	1346	1401	1409	1416	1430
Stratford (SRA)	d																		
London Liverpool Street (LST)	a																		
West Ham (WEH)	d	1144	1152	1206	1214	1221	1236	1243	1252	1306	1314	1322	1336	1345	1351	1406	1414	1421	1436
Limehouse (LHS)	d	1149	1157	1211	1219	1226	1241	1248	1257	1311	1319	1327	1341	1351	1356	1411	1419	1426	1441
London Fenchurch Street (FST)	a	1154	1201	1215	1224	1230	1245	1253	1301	1315	1324	1331	1345	1356	1400	1416	1424	1431	1445

NOTES (see introductory pages for explanation of train operator codes and standard symbols)

- a Arrival time
d Departure time

Shoeburyness, Southend Central, Tilbury, Grays and Basildon to Upminster, Barking and London

Mondays to Fridays

Operator Train ID	CC 2D65	CC 1R21	CC 2F25	CC 1F11	CC 2R23	CC 2R25	CC 2B27	CC 2D67	CC 2R25	CC 2B29	CC 2R27	CC 2D69	CC 2B31	CC 2D69	CC 2R31	CC 2B33	CC 2R31	CC 2D71
Shoeburyness (SRY)	d		1727				1744			1800			1814			1829		
Thorpe Bay (TPB)	d		1731				1748			1804			1818			1833		
Southend East (SOE)	d		1733				1750			1806			1820			1835		
Southend Central (SOC)	a		1736				1753			1809			1823			1838		
Southend Central (SOC)	d		1736				1753			1809			1823			1838		
Westcliff (WCF)	d		1738				1755			1811			1825			1840		
Chalkwell (CHW)	d		1740				1758			1814			1828			1843		
Leigh-on-Sea (LES)	d		1743	1754			1800			1816			1830			1845		
Benfleet (BEF)	d		1747				1805			1821			1835			1850		
Pitsea (PSE)	d		1751			1803	1808			1824		1828	1838		1847	1854		1859
Basildon (BSO)	d		1755	1803			1812			1828			1842			1858		
Laindon (LAI)	d		1758				1815			1831			1845			1901		
West Horndon (WHR)	d		1803				1820			1836			1850			1906		
Stanford-le-Hope (SFO)	d		1738			1810			1810			1834		1834	1854		1854	1905
East Tilbury (ETL)	d		1742			1810			1813			1834		1838		1857		1909
Tilbury Town (TIL)	d		1748						1819					1844		1903		1915
Grays (GRY)	a		1751						1822					1847		1906		1918
Grays (GRY)	d	1747	1751			1803			1817	1823		1833		1847		1907		1919
Purfleet (PFL)	d		1757			1809				1829		1839				1912		
Rainham (RNM)	d		1802			1816				1834		1845				1918		
Dagenham Dock (DDK)	d		1806			1820				1838		1851				1921		
Chafford Hundred Lakeside (CFH)	d	1751							1821						1851			1922
Ockendon (OCK)	d	1757							1827						1856			1926
Upminster (UPM)	d	1805		1808	1814			1825	1834		1841			1855	1903		1911	1933
Barking (BKG)	d	1814	1812	1817	1822	1827		1833	1842	1845	1849	1858		1903	1912		1921	1927
Stratford (SRA)	a																	
London Liverpool Street (LST)	a																	
West Ham (WEH)	d	1820	1817	1823	1828	1833		1838	1848	1851	1854	1903		1908	1917		1926	1933
Limehouse (LHS)	d	1825	1828	1838				1843	1853	1856	1859	1909		1913	1922		1931	1938
London Fenchurch Street (FST)	a	1829	1826	1833	1837	1842		1848	1858	1901	1904	1914		1917	1927		1935	1942

Operator Train ID	CC 2R35	CC 2B37	CC 2R35	CC 2D73	CC 2B39	CC 2R37	CC 2D75	CC 2B41	CC 2R39	CC 2D77	CC 2B43	CC 2R41	CC 2D79	CC 2B45	CC 2R43	CC 2D81	CC 2B47	CC 2R45
Shoeburyness (SRY)	d	1859			1927		1933	1957			2027			2057			2127	
Thorpe Bay (TPB)	d	1903			1931		1937	2001			2031			2101			2131	
Southend East (SOE)	d	1905			1933		1939	2003			2033			2103			2133	
Southend Central (SOC)	a	1908			1936		1942	2006			2036			2106			2136	
Southend Central (SOC)	d	1908		1912	1936		1942	2006		2012	2036		2042	2106		2112	2136	
Westcliff (WCF)	d	1910		1915	1938		1945	2008		2015	2038		2045	2108		2115	2138	
Chalkwell (CHW)	d	1913		1917	1941		1947	2011		2017	2041		2047	2111		2117	2141	
Leigh-on-Sea (LES)	d	1915		1920	1943		1950	2013		2020	2043		2050	2113		2120	2143	
Benfleet (BEF)	d	1920		1924	1948		1954	2018		2024	2048		2054	2118		2124	2148	
Pitsea (PSE)	d	1918	1923	1929	1951		1959	2021		2029	2051		2059	2121		2129	2151	
Basildon (BSO)	d		1927		1955			2025			2055			2125			2155	
Laindon (LAI)	d		1930		1958			2028			2058			2128			2158	
West Horndon (WHR)	d		1935		2003			2033			2103			2133			2203	
Stanford-le-Hope (SFO)	d	1926		1926	1935		2005			2035			2105			2135		
East Tilbury (ETL)	d	1930		1930	1938		2008			2038			2108			2138		
Tilbury Town (TIL)	d		1937	1944			2014			2044			2114			2144		
Grays (GRY)	a		1940	1947			2017			2047			2117			2147		
Grays (GRY)	d		1941	1947		2010	2017		2040	2047		2110	2117		2143	2147		2212
Purfleet (PFL)	d		1947			2016			2046			2116			2149			2218
Rainham (RNM)	d		1952			2021			2051			2121			2154			2223
Dagenham Dock (DDK)	d		1956			2024			2054			2124			2157			2227
Chafford Hundred Lakeside (CFH)	d			1951			2021			2051			2121			2151		
Ockendon (OCK)	d			1955			2025			2055			2125			2155		
Upminster (UPM)	d	1940		2001	2008		2031	2038		2101	2108		2131	2138		2201	2208	
Barking (BKG)	d	1948	2003	2010	2016	2030	2039	2046	2100	2109	2116	2130	2139	2146	2203	2209	2217	2232
Stratford (SRA)	a																	
London Liverpool Street (LST)	a																	
West Ham (WEH)	d	1953	2009	2015	2022	2036	2044	2051	2106	2114	2121	2136	2144	2151	2209	2214	2222	2238
Limehouse (LHS)	d	1958	2014	2020	2027	2041	2049	2056	2111	2119	2126	2141	2149	2156	2214	2219	2227	2243
London Fenchurch Street (FST)	a	2004	2020	2024	2031	2045	2054	2100	2115	2124	2131	2145	2154	2200	2218	2225	2232	2248

NOTES (see introductory pages for explanation of train operator codes and standard symbols)

- a Arrival time
- d Departure time

Shoeburyness, Southend Central, Tilbury, Grays and Basildon to Upminster, Barking and London

Mondays to Fridays

Operator Train ID	CC 2D83	CC 2B49	CC 2R47	CC 2D85	CC 2F01	CC 2R49	CC 2D87	CC 2F03	CC 2T51	CC 2D89	CC 2F05	
Shoeburyness (SRY)	d	2157			2227			2257			2327	
Thorpe Bay (TPB)	d	2201			2231			2301			2331	
Southend East (SOE)	d	2203			2233			2303			2333	
Southend Central (SOC)	a	2206			2236			2306			2336	
Southend Central (SOC)	d	2142	2206		2212	2236		2242	2306		2312	2336
Westcliff (WCF)	d	2145	2208		2215	2238		2245	2308		2315	2338
Chalkwell (CHW)	d	2147	2211		2217	2241		2247	2311		2317	2341
Leigh-on-Sea (LES)	d	2150	2213		2220	2243		2250	2313		2320	2343
Benfleet (BEF)	d	2154	2218		2224	2248		2254	2318		2324	2348
Pitsea (PSE)	d	2159	2221		2229	2251		2259	2321		2329	2351
Basildon (BSO)	d		2225			2255			2325			2355
Laindon (LAI)	d		2228			2258			2328			2358
West Horndon (WHR)	d		2233			2303			2333			0003
Stanford-le-Hope (SFO)	d	2205			2235			2305			2335	
East Tilbury (ETL)	d	2208			2238			2308			2338	
Tilbury Town (TIL)	d	2214			2244			2314			2344	
Grays (GRY)	a	2217			2247			2317			2347	
Grays (GRY)	d	2217		2240	2247		2312	2317		2342	2347	
Purfleet (PFL)	d			2246			2318			2348		
Rainham (RNM)	d			2251			2323			2353		
Dagenham Dock (DDK)	d			2254			2326			2356		
Chafford Hundred Lakeside (CFH)	d	2221			2251			2321			2351	
Ockendon (OCK)	d	2225			2255			2325			2355	
Upminster (UPM)	d	2231	2238		2301	2308		2331	2338		0001	0008
Barking (BKG)	d	2239	2246	2300	2309	2316	2332	2339	2346	0002	0009	0016
Stratford (SRA)	d											
London Liverpool Street (LST)	a											
West Ham (WEH)	d	2244	2251	2306	2314	2321	2338	2344	2351	0008	0014	0021
Limehouse (LHS)	d	2249	2256	2311	2319	2326	2343	2349	2356	0013	0019	0026
London Fenchurch Street (FST)	a	2254	2300	2315	2324	2330	2347	2354	0001	0017	0024	0032

NOTES (see introductory pages for explanation of train operator codes and standard symbols)

- a Arrival time
d Departure time

Shoeburyness, Southend Central, Tilbury, Grays and Basildon to Upminster, Barking and London

Saturdays

Operator	Train ID	CC 9B07	CC 2D19	CC 2B19	CC 2R17	CC 2D21	CC 9B09	CC 2D21	CC 2B21	CC 2R19	CC 2D23	CC 9B11	CC 2D23	CC 2B23	CC 2R21	CC 2D25	CC 9B13	CC 2D25	CC 2B25	
Shoeburyness (SRY)	d	0856		0909		0913	0926		0939		0943	0956		1009		1013	1026		1039	
Thorpe Bay (TPB)	d	0900		0913		0917	0930		0943		0947	1000		1013		1017	1030		1043	
Southend East (SOE)	d	0902		0915		0919	0932		0945		0949	1002		1015		1019	1032		1045	
Southend Central (SOC)	a	0905		0918		0922	0935		0948		0952	1005		1018		1022	1035		1048	
Southend Central (SOC)	d	0905		0918		0922	0935		0948		0952	1005		1018		1022	1035		1048	
Westcliff (WCF)	d	0907		0920		0924	0937		0950		0954	1007		1020		1024	1037		1050	
Chalkwell (CHW)	d	0910		0923		0927	0940		0953		0957	1010		1023		1027	1040		1053	
Leigh-on-Sea (LES)	d	0912		0926		0930	0942		0956		1000	1012		1026		1030	1042		1056	
Benfleet (BEF)	d	0917		0931		0935	0947		1001		1005	1017		1031		1035	1047		1101	
Pitsea (PSE)	d			0934		0940			1004		1010			1034		1040			1104	
Basildon (BSO)	d	0923		0938			0953		1008			1023		1038			1053		1108	
Laindon (LAI)	d	0927		0942			0957		1012			1027		1042			1057		1112	
West Horndon (WHR)	d			0946					1016					1046					1116	
Stanford-le-Hope (SFO)	d					0946					1016					1046				
East Tilbury (ETL)	d					0950					1020					1050				
Tilbury Town (TIL)	d					0956					1026					1056				
Grays (GRY)	a		←			0959		←			1029		←			1059		←		
Grays (GRY)	d		0930		0952	1000		1000		1022	1030		1030		1052	1100		1100		
Purfleet (PFL)	d				0958	←				1028	←				1058	←				
Rainham (RNM)	d				1003					1033					1103					
Dagenham Dock (DDK)	d				1006					1036					1106					
Chafford Hundred Lakeside (CFH)	d		0934					1004					1034						1104	
Ockendon (OCK)	d		0938					1008					1038						1108	
Upminster (UPM)	⊖ d	0936	0944	0952			1006	1014	1022			1036	1044	1052			1106	1114	1122	
Barking (BKG)	⊖ d	0947	0953	1000	1012		1017	1023	1030	1042		1046	1053	1100	1112		1116	1123	1130	
Stratford (SRA)	⊖ DLR 7 a	0955					1025					1055					1125			
London Liverpool Street (LST)	⊖ 15 a	1005					1035					1105					1135			
West Ham (WEH)	⊖ DLR d		0958	1006	1018			1028	1036	1048			1058	1106	1118				1128	1136
Limehouse (LHS)	DLR d		1003	1011	1023			1033	1041	1053			1103	1111	1123				1133	1141
London Fenchurch Street (FST)	7 a		1009	1016	1028			1039	1046	1058			1109	1116	1128				1139	1146

Operator	Train ID	CC 2R23	CC 2D27	CC 9B15	CC 2D27	CC 2B27	CC 2R25	CC 2D29	CC 9B17	CC 2D29	CC 2B29	CC 2R27	CC 2D31	CC 9B19	CC 2D31	CC 2B31	CC 2R29	CC 2D33	CC 9B21
Shoeburyness (SRY)	d		1043	1056		1109		1113	1126		1139		1143	1156		1209		1213	1226
Thorpe Bay (TPB)	d		1047	1100		1113		1117	1130		1143		1147	1200		1213		1217	1230
Southend East (SOE)	d		1049	1102		1115		1119	1132		1145		1149	1202		1215		1219	1232
Southend Central (SOC)	a		1052	1105		1118		1122	1135		1148		1152	1205		1218		1222	1235
Southend Central (SOC)	d		1052	1105		1118		1122	1135		1148		1152	1205		1218		1222	1235
Westcliff (WCF)	d		1054	1107		1120		1124	1137		1150		1154	1207		1220		1224	1237
Chalkwell (CHW)	d		1057	1110		1123		1127	1140		1153		1157	1210		1223		1227	1240
Leigh-on-Sea (LES)	d		1100	1112		1126		1130	1142		1156		1200	1212		1226		1230	1242
Benfleet (BEF)	d		1105	1117		1131		1135	1147		1201		1205	1217		1231		1235	1247
Pitsea (PSE)	d		1110			1134		1140			1204		1210			1234		1240	
Basildon (BSO)	d			1123		1138			1153		1208			1223		1238			1253
Laindon (LAI)	d			1127		1142			1157		1212			1227		1242			1257
West Horndon (WHR)	d					1146					1216					1246			
Stanford-le-Hope (SFO)	d		1116					1146					1216						1246
East Tilbury (ETL)	d		1120					1150					1220						1250
Tilbury Town (TIL)	d		1126					1156					1226						1256
Grays (GRY)	a		1129		←			1159		←			1229		←				1259
Grays (GRY)	d	1122	1130		1130		1152	1200		1200		1222	1230		1230		1252	1300	
Purfleet (PFL)	d	1128	←				1158	←				1228	←				1258	←	
Rainham (RNM)	d	1133					1203					1233					1303		
Dagenham Dock (DDK)	d	1136					1206					1236					1306		
Chafford Hundred Lakeside (CFH)	d				1134					1204					1234				
Ockendon (OCK)	d				1138					1208					1238				
Upminster (UPM)	⊖ d			1136	1144	1152			1206	1214	1222			1236	1244	1252			1306
Barking (BKG)	⊖ d	1142		1147	1153	1200	1212		1216	1223	1230	1242		1247	1253	1300	1312		1317
Stratford (SRA)	⊖ DLR 7 a			1155					1225					1255					1325
London Liverpool Street (LST)	⊖ 15 a			1205					1235					1305					1335
West Ham (WEH)	⊖ DLR d	1148			1158	1206	1218			1228	1236	1248			1258	1306	1318		
Limehouse (LHS)	DLR d	1153			1203	1211	1223			1233	1241	1253			1303	1311	1323		
London Fenchurch Street (FST)	7 a	1158			1209	1216	1228			1239	1246	1258			1309	1316	1328		

NOTES (see introductory pages for explanation of train operator codes and standard symbols)

a Arrival time
d Departure time

Shoeburyness, Southend Central, Tilbury, Grays and Basildon to Upminster, Barking and London

Sundays

Operator	Train ID	CC 2R49	CC 2D51	CC 9B45	CC 2D51	CC 2R51	CC 2D53	CC 9B47	CC 2D53	CC 2R53	CC 2D55	CC 9B49	CC 2D55	CC 2R55	CC 2D57	CC 9B51	CC 2D57	CC 2R57	CC 2D59
Shoeburyness (SRY)	d		1913	1926			1943	1956			2013	2026			2043	2056			2113
Thorpe Bay (TPB)	d		1917	1930			1947	2000			2017	2030			2047	2100			2117
Southend East (SOE)	d		1919	1932			1949	2002			2019	2032			2049	2102			2119
Southend Central (SOC)	a		1922	1935			1952	2005			2022	2035			2052	2105			2122
Southend Central (SOC)	d		1922	1935			1952	2005			2022	2035			2052	2105			2122
Westcliff (WCF)	d		1924	1937			1954	2007			2024	2037			2054	2107			2124
Chalkwell (CHW)	d		1927	1940			1957	2010			2027	2040			2057	2110			2127
Leigh-on-Sea (LES)	d		1930	1942			2000	2012			2030	2042			2100	2112			2130
Benfleet (BEF)	d		1935	1947			2005	2017			2035	2047			2105	2117			2135
Pitsea (PSE)	d		1940	1950			2010	2020			2040	2050			2110	2120			2140
Basildon (BSO)	d			1954				2024				2054				2124			
Laindon (LAI)	d			1957				2027				2057				2127			
West Horndon (WHR)	d			2002				2032				2102				2132			
Stanford-le-Hope (SFO)	d		1946				2016				2046				2116				2146
East Tilbury (ETL)	d		1949				2019				2049				2119				2149
Tilbury Town (TIL)	8 d		1955				2025				2055				2125				2155
Grays (GRY)	a		1958		←		2028		←		2058		←		2128		←		2158
Grays (GRY)	d	1952	2000		2000	2022	2030		2030	2052	2100		2100	2122	2130		2130	2152	2200
Purfleet (PFL)	d	1958	←			2028	←			2058	←			2128	←			2158	←
Rainham (RNM)	d	2003				2033				2103				2133				2203	
Dagenham Dock (DDK)	d	2007				2037				2107				2137				2207	
Chafford Hundred Lakeside (CFH)	d				2003				2033					2103				2133	
Ockendon (OCK)	d				2007				2037					2107				2137	
Upminster (UPM)	⊖ d			2007	2014			2037	2044			2107	2114				2137	2144	
Barking (BKG)	⊖ d	2012		2017	2023	2042		2047	2053	2112		2117	2123	2142			2147	2153	2212
Stratford (SRA)	⊖ DLR 7 a			2025				2055				2125					2155		
London Liverpool Street (LST)	⊖ 15 a			2035				2105				2135					2205		
West Ham (WEH)	⊖ DLR d	2018			2028	2048			2058	2118				2128	2148			2158	2218
Limehouse (LHS)	DLR d	2023			2033	2053			2103	2123				2133	2153			2203	2223
London Fenchurch Street (FST)	7 a	2028			2039	2058			2109	2128				2139	2159			2209	2228

Operator	Train ID	CC 9B53	CC 2D59	CC 2D61	CC 9B55	CC 2D61	CC 2R59	CC 2B13	CC 2D63	CC 2B15	CC 2D63
Shoeburyness (SRY)	d	2126		2143	2156			2210	2226	2240	
Thorpe Bay (TPB)	d	2130		2147	2200			2214	2230	2244	
Southend East (SOE)	d	2132		2149	2202			2216	2232	2246	
Southend Central (SOC)	a	2135		2152	2205			2219	2235	2249	
Southend Central (SOC)	d	2135		2152	2205			2219	2235	2249	
Westcliff (WCF)	d	2137		2154	2207			2221	2237	2251	
Chalkwell (CHW)	d	2140		2157	2210			2224	2240	2254	
Leigh-on-Sea (LES)	d	2142		2200	2212			2226	2243	2256	
Benfleet (BEF)	d	2147		2205	2217			2231	2248	2301	
Pitsea (PSE)	d	2150		2210	2220			2234	2253	2304	
Basildon (BSO)	d	2154			2224			2238		2308	
Laindon (LAI)	d	2157			2227			2241		2311	
West Horndon (WHR)	d	2202			2232			2246		2316	
Stanford-le-Hope (SFO)	d			2216				2259			
East Tilbury (ETL)	d			2219				2302			
Tilbury Town (TIL)	8 d			2225				2308			
Grays (GRY)	a		←	2228		←		2311		←	
Grays (GRY)	d		2200	2230		2230	2235	2312		2312	
Purfleet (PFL)	d			←				2241			
Rainham (RNM)	d							2246			
Dagenham Dock (DDK)	d							2250			
Chafford Hundred Lakeside (CFH)	d		2203			2233					2315
Ockendon (OCK)	d		2207			2237					2319
Upminster (UPM)	⊖ d	2207	2214		2237	2244		2251		2321	2326
Barking (BKG)	⊖ d	2217	2223		2247	2253	2256	2300		2330	2335
Stratford (SRA)	⊖ DLR 7 a		2225		2255						
London Liverpool Street (LST)	⊖ 15 a		2235		2305						
West Ham (WEH)	⊖ DLR d		2228			2258	2302	2305		2335	2340
Limehouse (LHS)	DLR d		2233			2303	2307	2310		2340	2345
London Fenchurch Street (FST)	7 a		2239			2309	2313	2316		2346	2351

NOTES (see introductory pages for explanation of train operator codes and standard symbols)

- a Arrival time
- d Departure time