











London to Milton Keynes, Northampton, Rugby, Coventry and Birmingham

Mondays to Fridays

Operator Train ID Days of operation/Notes 1st Class/Reservations/Bus Catering facilities	LM	VT	LM	LM	VT	LM	LM	LM	LM	LM	LM	LM	LM	LM	VT	LM	VT	LM	LM
	2N81	9G70	2N33	2N35	9G49	2N83	2K49	2N01	2N03	2N03	2K99	2U19	2Y32	1F10	2U21	1S37	2Y49	2Y34	
	MO	MO A	MX	MX	MX A	MO	MX		MO	MX		B		C	B	D			
	1	1R	1	1	1R	1	1	1	1	1	1	1	1	1R	1	1R	1	1	1
		1R			1R									1R		1R			
London Euston (EUS)  d								0005	0035	0035	0134			0527		0531		0534	
Wembley Central (WMB)  d									0045	0045	0145								
Harrow & Wealdstone (HRW)  d								0017	0050	0050	0150								0546
Bushey (BSH) d									0055s	0055									
Watford Junction (WFJ) a								0025	0058	0058	0156								0554
Watford Junction (WFJ) d						0001	0004	0025	0058	0058	0157			0546u		0550u			0555
Kings Langley (KGL) d						0005	0009		0103	0103									0559
Apsley (APS) d						0009	0012		0106	0106									0603
Hemel Hempstead (HML) d						0012	0015	0032	0109	0109	0204								0606
Berkhamsted (BKM) d						0017	0020	0037	0114	0114	0209								0611
Tring (TRI) d						0022	0025	0042	0119	0119	0213								0617
Cheddington (CED) d						0027	0047	0124	0124										0622
Leighton Buzzard (LBZ) d			0001	0006		0034	0035	0054	0130	0131	0222								0627
Bletchley (BLY) d			0008	0013		0041	0042	0101	0137	0138	0229								0634
Milton Keynes Central (MKC) a			0016	0022		0049	0050	0109	0146	0146	0237			0613		0620			0639
Milton Keynes Central (MKC) d	0008	0013	0017	0022	0028	0049		0109	0147	0147				0537		0621			0639
Wolverton (WOL) d	0012		0021	0026		0053		0113	0150	0151				0541					0643
Northampton (NMP) a	0026		0034	0040		0107		0126	0205	0205				0553					0656
Northampton (NMP) d												0520	0556			0605		0640	0658
Long Buckby (LBK) d												0531	0607			0616		0651	0710
Rugby (RUG) a		0048s			0101							0541	0618			0627	0645	0702	0720
Coventry (COV) a		0059s			0113										0629			0713	0732
Birmingham International (BHI)  a		0110s			0123										0648			0731	0751
Birmingham New Street (BHM)  a		0122			0134										0709			0744	0809

Operator Train ID Days of operation/Notes 1st Class/Reservations/Bus Catering facilities	LM	VT	VT	LM	VT	LM	LM	VT	VT	LM	LM	VT	SN	LM	LM	VT	VT	LM	LM
	2Y51	1H06	9G02	1U23	9S44	2Y53	2K07	1H07	9G04	1Y03	2Y55	1H08	2M09	2N55	2T07	1H62	9P47	1U25	
	E		B	F			G	G				G	H			G	J	B	
	1	1R	1R	1	1R	1	1	1R	1R	1	1	1R	1	1	1	1R	1R	1	1
		1R	1R		1R			1R	1R			1R				1R	1R		
London Euston (EUS)  d	0612	0616	0620	0628	0643		0652	0655	0659	0715		0720		0723	0733	0735	0743	0746	
Wembley Central (WMB)  d													0707						
Harrow & Wealdstone (HRW)  d	0624												0712	0735	0745				
Bushey (BSH) d	0629														0751				
Watford Junction (WFJ) a	0632						0708						0718	0742	0753				
Watford Junction (WFJ) d	0632		0634u				0709		0714u				0719	0743	0754				
Kings Langley (KGL) d	0637						0714								0758				
Apsley (APS) d	0641						0718								0802				
Hemel Hempstead (HML) d	0644						0721						0726a	0750	0805				
Berkhamsted (BKM) d	0649						0726							0755	0810				
Tring (TRI) d	0654						0731							0800	0816a				
Cheddington (CED) d	0659													0805					
Leighton Buzzard (LBZ) d	0704						0738			0743				0810					
Bletchley (BLY) d	0711						0745			0751				0818					
Milton Keynes Central (MKC) a	0716	0646		0700	0713		0756	0725		0755		0750		0822		0805	0813	0818	
Milton Keynes Central (MKC) d	0716			0701	0713					0756				0823			0813	0819	
Wolverton (WOL) d	0720									0800				0827					
Northampton (NMP) a	0732									0813				0845					
Northampton (NMP) d	0737					0758					0839								
Long Buckby (LBK) d	0748					0809					0850								
Rugby (RUG) a	0759		0712	0724		0820			0751		0900								0842
Coventry (COV) a	0809		0722		0742	0831				0802				0911				0842	
Birmingham International (BHI)  a	0828		0734		0755	0849				0813				0929				0853	
Birmingham New Street (BHM)  a	0842		0746		0810	0905				0824				0944				0907	






For the complete local service between London and Watford Junction see table 061
 For the complete service between Rugby, Coventry and Birmingham see table 068






NOTES (see introductory pages for explanation of train operator codes and standard symbols)

- a Arrival time
- d Departure time
- s Stops to set down only
- u Stops to pick up only
- A To Wolverhampton, see table 064
- B To Crewe, see table 066
- C To Liverpool Lime Street, see table 065
- D To Glasgow Central, see table 065
- E Runs from 12 September. To Manchester Piccadilly, see table 065
- F To Edinburgh, see table 065
- G To Manchester Piccadilly, see table 065
- H From Clapham Junction, see table 168
- J To Blackpool North, see table 065
- MO Mondays only
- MX Not Mondays

London to Milton Keynes, Northampton, Rugby, Coventry and Birmingham

Mondays to Fridays

Operator Train ID Days of operation/Notes 1st Class/Reservations/Bus Catering facilities	LM	LM	VT	LM	VT	VT	LM	VT	LM	LM	LM	VT	LM	LM	LM	VT	LM	VT
	1W03	2K09	9G07	2T11	1F12	1D82	1Y07	1H12	2Y57	2N57	2T13	9S54	1U27	1W05	2K11	9G10	2T15	1D83
	□	□	□	□	□	□	□	□	□	□	□	□	□	□	□	□	□	□
London Euston (EUS)  d	0749	0752	0759	0803	0807	0810	0816	0820		0822	0831	0843	0846	0849	0851	0859	0903	0910
Wembley Central (WMB)  d				0816						0834	0844						0917	
Harrow & Wealdstone (HRW)  d				0822						0849							0923	
Bushey (BSH) d				0824						0852							0925	
Watford Junction (WFJ) a	0803	0809								0840	0852			0903	0906			
Watford Junction (WFJ) d	0804	0810	0814u	0825						0840	0853			0904	0907	0914u	0926	
Kings Langley (KGL) d				0830							0857						0931	
Apsley (APS) d				0834							0901						0935	
Hemel Hempstead (HML) d		0816		0837						0847	0904				0914		0938	
Berkhamsted (BKM) d		0821		0842						0852	0909				0919		0943	
Tring (TRI) d				0848a						0858	0918a						0949a	
Cheddington (CED) d		0830													0928			
Leighton Buzzard (LBZ) d		0835					0843			0906					0933			
Bletchley (BLY) d		0842					0850			0913					0940			
Milton Keynes Central (MKC) a	0824	0853			0837	0840	0855	0850		0918		0913	0918	0926	0951			0940
Milton Keynes Central (MKC) d	0827						0856			0918		0913	0919	0927				
Wolverton (WOL) d							0900			0922								
Northampton (NMP) a	0844						0913			0941				0941				
Northampton (NMP) d	0856								0938					0956				
Long Buckby (LBK) d	0907								0949					1007				
Rugby (RUG) a	0917		0851						0959				0942	1017		0951		
Coventry (COV) a	0930		0902							1010			0942	1030		1002		
Birmingham International (BHI)  a	0950		0913							1028			0953	1050		1013		
Birmingham New Street (BHM)  a	1006		0924							1044			1007	1106		1024		

Operator Train ID Days of operation/Notes 1st Class/Reservations/Bus Catering facilities	LM	VT	LM	LM	LM	VT	LM	LM	LM	VT	LM	VT	LM	VT	LM	LM	LM	VT
	1Y09	1H15	2Y59	2N59	2T17	9P55	1U29	1W07	2K13	9G13	2T19	1D84	1Y11	1H18	2Y61	2N61	2T21	9S60
	□	□	□	□	□	□	□	□	□	□	□	□	□	□	□	□	□	□
London Euston (EUS)  d	0915	0920		0924	0933	0943	0946	0949	0954	0959	1003	1010	1015	1020		1024	1033	1043
Wembley Central (WMB)  d																		
Harrow & Wealdstone (HRW)  d					0947							1017						1045
Bushey (BSH) d					0953							1023						1051
Watford Junction (WFJ) a				0939	0955			1003	1009			1026				1039	1053	
Watford Junction (WFJ) d				0940	0956			1004	1010	1014u		1027				1040	1054	
Kings Langley (KGL) d					1000							1031						1058
Apsley (APS) d					1004							1035						1102
Hemel Hempstead (HML) d				0947	1007				1017			1038				1047	1105	
Berkhamsted (BKM) d				0952	1012				1022			1043				1052	1110	
Tring (TRI) d				0958	1024a							1054a				1058	1116a	
Cheddington (CED) d									1030									
Leighton Buzzard (LBZ) d	0942			1007					1035				1043			1107		
Bletchley (BLY) d	0949			1014					1042				1050			1114		
Milton Keynes Central (MKC) a	0954	0950		1019		1013	1018	1024	1053			1040	1055	1050		1119		1113
Milton Keynes Central (MKC) d	0955			1019		1013	1019	1025					1055			1119		1113
Wolverton (WOL) d	0959			1023									1059			1123		
Northampton (NMP) a	1012			1042				1041					1113			1142		
Northampton (NMP) d			1038					1056							1138			
Long Buckby (LBK) d			1049					1107							1149			
Rugby (RUG) a			1059				1042	1117		1051					1159			
Coventry (COV) a			1111			1042		1130		1102					1210			1142
Birmingham International (BHI)  a			1129			1053		1150		1113					1228			1153
Birmingham New Street (BHM)  a			1144			1107		1206		1125					1244			1207

NOTES (see introductory pages for explanation of train operator codes and standard symbols)

- a Arrival time
- d Departure time
- u Stops to pick up only
- B To Crewe, see table 066
- C To Liverpool Lime Street, see table 065
- F To Edinburgh, see table 065
- G To Manchester Piccadilly, see table 065
- J To Blackpool North, see table 065
- K Runs from 12 September. To Holyhead, see table 065
- L To Holyhead, see table 065

London to Milton Keynes, Northampton, Rugby, Coventry and Birmingham

Mondays to Fridays

Operator Train ID Days of operation/Notes 1st Class/Reservations/Bus Catering facilities	LM 1U31 B	LM 1W09	LM 2K15	VT 9G16	LM 2T23	VT 1D85 M	LM 1Y13	VT 1H21 G	LM 2Y63	LM 2N63	LM 2T25	VT 9P65 J	LM 1U33 B	LM 1W11	LM 2K17	VT 9G19	LM 2T27	VT 1D86 M	
London Euston (EUS)	d	1046	1049	1054	1059	1103	1110	1115	1120		1124	1133	1143	1146	1149	1154	1159	1203	1210
Wembley Central (WMB)	d																		
Harrow & Wealdstone (HRW)	d					1118						1146							1218
Bushey (BSH)	d					1124						1151							1224
Watford Junction (WFJ)	a		1103	1109		1126				1139	1154			1203	1209				1226
Watford Junction (WFJ)	d		1104	1110	1114u	1127				1139	1154			1204	1210	1214u			1227
Kings Langley (KGL)	d					1131						1159							1231
Apsley (APS)	d					1135						1203							1235
Hemel Hempstead (HML)	d			1117		1138				1147	1206				1217				1238
Berkhamsted (BKM)	d			1122		1143				1152	1210				1222				1243
Tring (TRI)	d					1154a				1158	1217a								1254a
Cheddington (CED)	d			1130											1230				
Leighton Buzzard (LBZ)	d			1135				1143		1208					1235				
Bletchley (BLY)	d			1142				1150		1215					1242				
Milton Keynes Central (MKC)	a	1118	1124	1153			1140	1155	1150		1220		1213	1218	1224	1254			1240
Milton Keynes Central (MKC)	d	1119	1131					1155			1221		1213	1219	1232				1241
Wolverton (WOL)	d							1159			1225								
Northampton (NMP)	a		1146					1213			1243				1249				
Northampton (NMP)	d		1156							1238					1256				
Long Buckby (LBK)	d		1207							1249					1307				
Rugby (RUG)	a	1142	1217		1151					1300			1242	1317		1251			1302
Coventry (COV)	a		1230		1202					1310			1242	1330		1302			
Birmingham International (BHI)	a		1250		1213					1329			1253	1349		1313			
Birmingham New Street (BHM)	a		1306		1224					1344			1307	1406		1323			






Operator Train ID Days of operation/Notes 1st Class/Reservations/Bus Catering facilities	LM 1Y15	VT 1H24 G	LM 2Y65	LM 2N65	LM 2T29	VT 9S70 F	LM 1U35 B	LM 1W13	LM 2K19	VT 9G22	LM 2T31	VT 1D87 M	LM 1Y17	VT 1H27 E	LM 2Y67	LM 2N67	LM 2T33	VT 9P77 J	
London Euston (EUS)	d	1215	1220		1224	1233	1243	1246	1249	1251	1259	1303	1310	1315	1320		1324	1333	1343
Wembley Central (WMB)	d																		
Harrow & Wealdstone (HRW)	d					1247						1318							1346
Bushey (BSH)	d					1253						1323							1352
Watford Junction (WFJ)	a				1239	1255			1303	1309		1326					1339		1354
Watford Junction (WFJ)	d				1240	1256			1304	1310	1314u	1326					1340		1355
Kings Langley (KGL)	d					1300						1331							1359
Apsley (APS)	d					1304						1335							1403
Hemel Hempstead (HML)	d				1247	1307			1317		1338					1347			1406
Berkhamsted (BKM)	d				1252	1311			1322		1343					1352			1411
Tring (TRI)	d					1258	1318a					1354a				1358			1417a
Cheddington (CED)	d									1330									
Leighton Buzzard (LBZ)	d	1243			1308					1335			1343			1408			
Bletchley (BLY)	d	1250			1315					1342			1351			1415			
Milton Keynes Central (MKC)	a	1255	1250		1320		1313	1318	1324	1353			1340	1356	1350				1413
Milton Keynes Central (MKC)	d	1255			1321		1313	1319	1332					1356					1413
Wolverton (WOL)	d	1259			1325								1400						1425
Northampton (NMP)	a	1312			1338				1349				1414						1443
Northampton (NMP)	d			1338					1356							1438			
Long Buckby (LBK)	d			1350					1407							1449			
Rugby (RUG)	a			1400				1342	1417		1351					1500			
Coventry (COV)	a			1411					1430		1402					1510			1442
Birmingham International (BHI)	a			1429					1449		1413					1529			1453
Birmingham New Street (BHM)	a			1444					1506		1424					1544			1507






NOTES (see introductory pages for explanation of train operator codes and standard symbols)

- a Arrival time
- d Departure time
- u Stops to pick up only
- B To Crewe, see table 066
- E Runs from 12 September. To Manchester Piccadilly, see table 065
- F To Edinburgh, see table 065
- G To Manchester Piccadilly, see table 065
- J To Blackpool North, see table 065
- M Runs from 12 September. To Chester, see table 065

London to Milton Keynes, Northampton, Rugby, Coventry and Birmingham

Mondays to Fridays

Operator Train ID Days of operation/Notes 1st Class/Reservations/Bus Catering facilities	LM	LM	LM	VT	LM	VT	LM	VT	LM	LM	LM	VT	LM	LM	LM	VT	LM	LM
	1U37	1W15	2K21	9G25	2T35	1D88	1Y19	1H30	2Y69	2N69	2T37	9S80	1U39	1W17	2K23	9G28	2T39	1Y21
	B			FR		M		G				F	B			FR		
	FR			FR		FR		FR				FR				FR		
London Euston (EUS)  d	1346	1349	1354	1359	1403	1410	1415	1420		1424	1433	1443	1446	1449	1452	1459	1503	1515
Wembley Central (WMB)  d																		
Harrow & Wealdstone (HRW)  d					1417						1444						1517	
Bushey (BSH) d					1423						1449						1523	
Watford Junction (WFJ) a		1403	1410		1425					1439	1452			1503	1507		1525	
Watford Junction (WFJ) d		1404	1410	1414u	1426					1440	1452			1504	1508	1514u	1526	
Kings Langley (KGL) d					1430						1457						1530	
Apsley (APS) d					1434						1501						1534	
Hemel Hempstead (HML) d			1418		1437					1447	1504				1515		1537	
Berkhamsted (BKM) d			1423		1442					1452	1509				1520		1542	
Tring (TRI) d					1447a					1458	1520a						1553a	
Cheddington (CED) d			1431												1528			
Leighton Buzzard (LBZ) d			1436				1442			1507					1533			1542
Bletchley (BLY) d			1443				1449			1514					1540			1549
Milton Keynes Central (MKC) a	1418	1424	1451			1440	1454	1450		1519		1513	1518	1524	1551			1554
Milton Keynes Central (MKC) d	1419	1436					1455			1519		1513	1519	1531				1555
Wolverton (WOL) d							1459			1523								1559
Northampton (NMP) a		1450					1513			1542				1546				1613
Northampton (NMP) d		1456							1538					1556				
Long Buckby (LBK) d		1507							1549					1607				
Rugby (RUG) a	1442	1517		1451					1559				1542	1617		1551		
Coventry (COV) a		1530		1502					1610			1542		1630		1602		
Birmingham International (BHI)  a		1549		1513					1628			1553		1650		1613		
Birmingham New Street (BHM)  a		1606		1523					1645			1607		1706		1625		






Operator Train ID Days of operation/Notes 1st Class/Reservations/Bus Catering facilities	VT	LM	LM	LM	VT	LM	LM	LM	VT	LM	LM	VT	VT	LM	LM	LM	VT	LM
	1H33	2Y71	2N71	2T41	9P85	1U41	1W19	2K25	1F20	2T43	1Y23	1H36	9G32	2Y73	2N73	2T45	9S93	1U43
	G				J	B			C			E					F	B
	FR				FR				FR			FR	FR				FR	
	FR				FR				FR			FR	FR				FR	
London Euston (EUS)  d	1520		1524	1533	1543	1546	1549	1553	1603	1603	1615	1620	1623		1624	1633	1643	1646
Wembley Central (WMB)  d																		
Harrow & Wealdstone (HRW)  d				1545						1616					1638			
Bushey (BSH) d				1551						1622						1650		
Watford Junction (WFJ) a			1541	1553			1603	1609		1624					1644	1652		
Watford Junction (WFJ) d			1541	1554			1604	1610		1625			1637u		1645	1653		
Kings Langley (KGL) d				1558						1630						1658		
Apsley (APS) d				1602						1634						1702		
Hemel Hempstead (HML) d			1549	1605			1617			1637					1653	1705		
Berkhamsted (BKM) d			1554	1609			1622			1642					1710	1710		
Tring (TRI) d			1600	1616a						1648a					1700	1716a		
Cheddington (CED) d								1630							1705			
Leighton Buzzard (LBZ) d			1608					1635			1643				1711			
Bletchley (BLY) d			1615					1642			1650				1718			
Milton Keynes Central (MKC) a	1550		1620		1613	1618	1624	1652			1655	1650			1723		1713	1718
Milton Keynes Central (MKC) d			1621		1613	1619	1632				1655				1724		1713	1719
Wolverton (WOL) d			1625								1659				1728			
Northampton (NMP) a			1643				1647				1713				1748			
Northampton (NMP) d		1638					1656							1738				
Long Buckby (LBK) d		1649					1707							1749				
Rugby (RUG) a		1659				1642	1717		1652					1759				1742
Coventry (COV) a		1710			1642		1730						1722	1810				1742
Birmingham International (BHI)  a		1728			1653		1749						1733	1828				1753
Birmingham New Street (BHM)  a		1744			1707		1806						1745	1845				1807






NOTES (see introductory pages for explanation of train operator codes and standard symbols)

- a Arrival time
- d Departure time
- u Stops to pick up only
- B To Crewe, see table 066
- C To Liverpool Lime Street, see table 065
- E Runs from 12 September. To Manchester Piccadilly, see table 065
- F To Edinburgh, see table 065
- G To Manchester Piccadilly, see table 065
- J To Blackpool North, see table 065
- M Runs from 12 September. To Chester, see table 065

London to Milton Keynes, Northampton, Rugby, Coventry and Birmingham

Mondays to Fridays

Operator Train ID Days of operation/Notes 1st Class/Reservations/Bus Catering facilities	LM	LM	VT	LM	VT	LM	VT	LM	VT	LM	VT	LM	LM	LM	LM	LM	VT	LM
	2K27	1Y85	1F22 C	2T49	1D91 FO N	1Y63	9G35	2K29	1H72 G	2T51	9S97 D	1U45 B	2Y75	1N23	1Y87	2K31	1F24 C	2T53
	□	□	□ □	□	□ □	□	□ □	□	□ □	□	□ □	□	□	□	□	□	□ □	□
London Euston (EUS)  d	1649	1652	1703	1703	1710	1715	1723	1723	1733	1733	1743	1746		1749	1752	1753	1803	1803
Wembley Central (WMB)  d																		
Harrow & Wealdstone (HRW)  d	1702			1717				1735										1817
Bushey (BSH) d	1707			1723						1748								1823
Watford Junction (WFJ) a	1709			1726				1742		1750						1808		1825
Watford Junction (WFJ) d	1710			1727			1737u	1743		1751						1809		1826
Kings Langley (KGL) d	1715			1732						1756								1831
Apsley (APS) d				1736				1750		1800								1835
Hemel Hempstead (HML) d	1720			1739				1753		1803						1816		1838
Berkhamsted (BKM) d	1725			1744				1758		1808						1821		1843
Tring (TRI) d	1730			1755a						1819a						1826		1854a
Cheddington (CED) d	1735															1832		
Leighton Buzzard (LBZ) d		1720				1743		1811							1820			
Bletchley (BLY) d	1744	1727				1750		1819							1827	1841		
Milton Keynes Central (MKC) a	1756	1732			1740	1755		1825				1818		1822	1832	1852		
Milton Keynes Central (MKC) d		1733				1756					1813u	1819		1825	1833			
Wolverton (WOL) d		1737				1800								1829	1837			
Northampton (NMP) a		1751				1813								1843	1849			
Northampton (NMP) d		1753											1838		1856			
Long Buckby (LBK) d		1806											1849		1907			
Rugby (RUG) a		1816	1751						1821			1842	1859		1917		1851	
Coventry (COV) a		1829					1822				1842		1911		1929			
Birmingham International (BHI)  a		1850					1833				1853		1930		1950			
Birmingham New Street (BHM)  a		1906					1845				1907		1944		2005			

Operator Train ID Days of operation/Notes 1st Class/Reservations/Bus Catering facilities	VT	LM	LM	VT	LM	LM	LM	VT	VT	LM	VT	LM	LM	LM	VT	LM	VT	LM
	1J32 FO P	1N25	1Y89	9J38 Q	2Y77	2K33	2T55	1H73 G	9K39 B	1U47 FX B	1P05 FO R	1U47 FO B	1Y91	2K35	1H04 G	2T57	1D93 THX L	1Y27
	□ □	□	□	□ □	□	□	□	□ □	□ □	□	□ □	□	□	□	□ □	□	□ □	□
London Euston (EUS)  d	1810	1813	1816	1823		1824	1833	1834	1843	1846	1846	1849	1852	1853	1857	1903	1910	1915
Wembley Central (WMB)  d						1837								1905		1917		
Harrow & Wealdstone (HRW)  d							1848									1922		
Bushey (BSH) d						1843	1850							1911		1925		
Watford Junction (WFJ) a						1844	1851							1912		1925		
Watford Junction (WFJ) d				1837u		1849	1856							1919		1931		
Kings Langley (KGL) d						1854	1900							1919		1935		
Apsley (APS) d						1903	1908							1924		1937		
Hemel Hempstead (HML) d						1908	1919a							1929		1942		
Berkhamsted (BKM) d						1919a								1929		1949a		
Tring (TRI) d						1907								1929		1949a		
Cheddington (CED) d						1907								1929		1949a		
Leighton Buzzard (LBZ) d			1843			1912							1920	1937				1942
Bletchley (BLY) d			1850			1920							1927	1944				1950
Milton Keynes Central (MKC) a	1840	1845	1855			1926			1913	1918	1917	1922	1932	1957			1940	1955
Milton Keynes Central (MKC) d		1847	1857						1913	1919	1919	1924	1932					1956
Wolverton (WOL) d		1851	1901									1937						2000
Northampton (NMP) a		1906	1914									1941	1949					2013
Northampton (NMP) d					1938							1945	1956					
Long Buckby (LBK) d					1949							2007						
Rugby (RUG) a					1959			1922		1942	1939	2004	2017		1945			
Coventry (COV) a				1922	2010				1942				2030					
Birmingham International (BHI)  a				1933	2029				1953				2050					
Birmingham New Street (BHM)  a				1945	2044				2007				2106					

NOTES (see introductory pages for explanation of train operator codes and standard symbols)

- a Arrival time
- d Departure time
- u Stops to pick up only
- B To Crewe, see table 066
- C To Liverpool Lime Street, see table 065
- D To Glasgow Central, see table 065
- G To Manchester Piccadilly, see table 065
- L To Holyhead, see table 065
- N Runs from 16 September. To Holyhead, see table 065
- P To Wrexham General/Holyhead, see table 065
- Q To Shrewsbury, see table 064
- R To Preston, see table 065
- FO Fridays only
- FX Not Fridays
- THX Not Thursdays

London to Milton Keynes, Northampton, Rugby, Coventry and Birmingham

Mondays to Fridays

Operator Train ID Days of operation/Notes 1st Class/Reservations/Bus Catering facilities	VT	VT	LM	LM	VT	LM	LM	LM	LM	LM	VT	LM	VT	LM	LM	VT	VT	
	9G41	1H05	2K37	2K39	9K42	1U49	1Y93	2N25	2T61	1Y53	9G44	2K41	9G45	1U51	1Y95	2K43	1H10	9G46
	A	THX G			B	B							A	B			G	A
	□	□	□	□	□	□	□	□	□	□	□	□	□	□	□	□	□	□
	⊗	⊗			⊗						⊗		⊗				⊗	⊗
London Euston (EUS)	1919	1922	1927	1933	1943	1946	1953	1952	2003	2013	2019	2033	2043	2046	2052	2052	2100	2103
Wembley Central (WMB)																		
Harrow & Wealdstone (HRW)				1945					2016			2048				2104		
Bushey (BSH)				1951					2021			2054				2110		
Watford Junction (WFJ)			1944	1953			2009	2009	2024			2056				2112		
Watford Junction (WFJ)			1945	1954			2009	2009	2025		2033u	2057				2113		
Kings Langley (KGL)				1959					2030			2101						
Apsley (APS)				2003					2034			2105						
Hemel Hempstead (HML)			1953	2006			2017	2017	2036			2108				2120		
Berkhamsted (BKM)			1958	2011			2022	2022	2041			2113				2125		
Tring (TRI)			2003	2016					2048a			2118				2130		
Cheddington (CED)				2021								2124				2135		
Leighton Buzzard (LBZ)			2012	2026			2021	2034		2041		2129			2119	2140		
Bletchley (BLY)			2019	2033				2042		2048		2135				2147		
Milton Keynes Central (MKC)		1952	2030	2038	2013	2018	2030	2047		2053		2141	2113	2118	2129	2159	2130	2133
Milton Keynes Central (MKC)					2013	2019	2032	2048		2054			2113	2119	2129			2134
Wolverton (WOL)							2036			2058					2133			
Northampton (NMP)							2048	2109		2110					2146			
Northampton (NMP)									2056						2156			
Long Buckby (LBK)									2107						2207			
Rugby (RUG)	2007					2042			2117			2111		2142	2218			2155
Coventry (COV)	2020				2042		2131					2123		2142	2230			2206
Birmingham International (BHI)	2033				2053		2149					2134		2153	2248			2216
Birmingham New Street (BHM)	2046				2106		2204					2147		2205	2309			2229






Operator Train ID Days of operation/Notes 1st Class/Reservations/Bus Catering facilities	LM	VT	SN	VT	LM	LM	LM	LM	VT	LM	LM	LM	VT	LM	VT	LM	LM	LM
	2K45	1F28	2M67	1P09	2F39	1Y97	2N39	2B45	9G47	1U53	1Y99	2Y29	1H77	2N99	9G48	2K47	2N33	2N35
		C	H	R	S				A	B			G	A				
	□	□	□	□	□	□	□	□	□	□	□	□	□	□	□	□	□	□
	⊗	⊗		⊗					⊗				⊗		⊗			
London Euston (EUS)	2103	2107		2110	2110	2114	2124	2133	2139	2146	2153	2154	2200	2218	2230	2242	2303	2322
Wembley Central (WMB)			2108														2314	
Harrow & Wealdstone (HRW)			2112					2148					2206		2230		2257	2319
Bushey (BSH)	2122							2153					2212		2235		2303	2324
Watford Junction (WFJ)	2125		2119		2129		2140	2156					2214		2238		2305	2338
Watford Junction (WFJ)	2126		2119	2125u			2140	2156	2154u				2215		2238	2245u	2306	2338
Kings Langley (KGL)	2131							2201							2243		2310	2332
Apsley (APS)	2135							2204							2246		2314	2336
Hemel Hempstead (HML)	2138		2127a				2148	2207					2222		2249		2317	2346
Berkhamsted (BKM)	2143						2153	2212					2227		2254		2322	2351
Tring (TRI)	2148							2218					2233		2258		2327	2349
Cheddington (CED)	2153												2238		2303		2354	
Leighton Buzzard (LBZ)	2158					2145	2206	2225			2221		2244		2310		2336	0001
Bletchley (BLY)	2205					2152	2214	2232a					2251		2317		2343	0008
Milton Keynes Central (MKC)	2211	2138				2158	2219		2213	2218	2231	2259	2239	2325	2329	2351	0016	0022
Milton Keynes Central (MKC)						2159	2223		2213	2219	2233	2259	2240	2325	2330			0017
Wolverton (WOL)						2203	2227					2237	2303	2329				0021
Northampton (NMP)						2215	2245					2251	2322	2348				0034
Northampton (NMP)						2218						2257						
Long Buckby (LBK)						2230						2308						
Rugby (RUG)				2203		2241				2243	2318		2301		0001			
Coventry (COV)						2252			2241		2329				0012			
Birmingham International (BHI)						2311			2256		2348				0022			
Birmingham New Street (BHM)						2332			2309		0007				0034			

NOTES (see introductory pages for explanation of train operator codes and standard symbols)

- a Arrival time
- d Departure time
- u Stops to pick up only
- A To Wolverhampton, see table 064
- B To Crewe, see table 066
- C To Liverpool Lime Street, see table 065
- G To Manchester Piccadilly, see table 065
- H From Clapham Junction, see table 168
- R To Preston, see table 065
- S To St Albans Abbey, see table 062
- THX Not Thursdays

London to Milton Keynes, Northampton, Rugby, Coventry and Birmingham

Mondays to Fridays

Operator	VT	VT	LM	LM	LM	LM	LM	LM
Train ID	9G49	9G49	2K49	2N01	2N03	2N03	2K99	2K99
Days of operation/Notes	FX A	FO A		TSM	TFM	SM	TFM	SM
1st Class/Reservations/Bus Catering facilities	1 1	1 1	1	1	1	1	1	1
	☒	☒						
London Euston (EUS)  d	2330	2330	2342	0005	0035	0035	0134	0134
Wembley Central (WMB)  d					0045	0046	0145	0146
Harrow & Wealdstone (HRW)  d			2358	0017	0050	0051	0150	0151
Bushey (BSH) d					0055	0057		
Watford Junction (WFJ) a			0004	0025	0058	0059	0156	0157
Watford Junction (WFJ) d			0004	0025	0058	0059	0157	0157
Kings Langley (KGL) d			0009		0103	0104		
Apsley (APS) d			0012		0106	0108		
Hemel Hempstead (HML) d			0015	0032	0109	0111	0204	0205
Berkhamsted (BKM) d			0020	0037	0114	0116	0209	0210
Tring (TRI) d			0025	0042	0119	0120	0213	0215
Cheddington (CED) d				0047	0124	0126		
Leighton Buzzard (LBZ) d			0035	0054	0131	0132	0222	0224
Bletchley (BLY) d			0042	0101	0138	0139	0229	0231
Milton Keynes Central (MKC) a	0027	0027	0050	0109	0146	0147	0237	0239
Milton Keynes Central (MKC) d	0028	0028		0109	0147	0148		
Wolverton (WOL) d				0113	0151	0151		
Northampton (NMP) a				0126	0205	0205		
Northampton (NMP) d								
Long Buckby (LBK) d								
Rugby (RUG) a	0101	0107						
Coventry (COV) a	0113	0117						
Birmingham International (BHI)  a	0123	0127						
Birmingham New Street (BHM)  a	0134	0139						

NOTES (see introductory pages for explanation of train operator codes and standard symbols)

- a Arrival time
- d Departure time
- A To Wolverhampton, see table 064
- FO Fridays only
- FX Not Fridays
- SM Saturday mornings
- TFM Tuesday to Friday mornings
- TSM Tuesday to Saturday mornings

London to Milton Keynes, Northampton, Rugby, Coventry and Birmingham

Saturdays

Operator Train ID Days of operation/Notes 1st Class/Reservations/Bus Catering facilities	LM	LM	VT	LM	LM	LM	LM	LM	LM	LM	LM	LM	LM	LM	VT	VT	LM	LM	LM
	2N33	2N35	9G49 A	2K49	2N01	2N03	2K99	2U19 B	2Y32	2Y03	2U21 B	2Y05	2N34	1S37 C	9G02	2Y35	2Y47	1U23 B	
London Euston (EUS)					0005	0035	0134					0534	0606	0623		0624	0629		
Wembley Central (WMB)						0046	0146												
Harrow & Wealdstone (HRW)					0017	0051	0151					0546							
Bushey (BSH)						0057													
Watford Junction (WFJ)					0025	0059	0157					0552					0639		
Watford Junction (WFJ)				0004	0025	0059	0157					0553	0621u	0637u			0639		
Kings Langley (KGL)				0009		0104						0557							
Apsley (APS)				0012		0108						0601							
Hemel Hempstead (HML)				0015	0032	0111	0205					0604					0647		
Berkhamsted (BKM)				0020	0037	0116	0210					0609					0652		
Tring (TRI)				0025	0042	0120	0215					0615					0658		
Cheddington (CED)					0047	0126						0620					0703		
Leighton Buzzard (LBZ)		0001	0006		0035	0054	0132	0224				0625					0708		
Bletchley (BLY)		0008	0013		0042	0101	0139	0231		0532		0631					0715		
Milton Keynes Central (MKC)		0016	0022		0050	0109	0147	0239		0538		0636	0640				0720	0701	
Milton Keynes Central (MKC)		0017	0022	0028		0109	0148			0539		0637	0641				0720	0702	
Wolverton (WOL)		0021	0026			0113	0151			0543		0640					0724		
Northampton (NMP)		0034	0040			0126	0205			0555		0658					0737		
Northampton (NMP)									0541	0556	0604	0637	0641				0714	0737	
Long Buckby (LBK)										0607	0615						0725	0749	
Rugby (RUG)			0107						0601	0618	0626	0656	0700		0702		0736	0800	0725
Coventry (COV)			0117							0629	0636		0710				0722	0747	0810
Birmingham International (BHI)			0127							0640	0655		0728				0733	0808	0829
Birmingham New Street (BHM)			0139							0653	0709		0742				0745	0823	0842

Operator Train ID Days of operation/Notes 1st Class/Reservations/Bus Catering facilities	VT	LM	VT	VT	LM	LM	LM	LM	VT	VT	LM	LM	LM	VT	LM	VT	LM	VT
	1H08 D	2T07	9G05	1H09 D	2Y37	2Y49	2N49	2T09	1H62 D	9P47 E	1U25 B	1W03	2K09	1F12 F	2T11	1D22 G	1Y07	1H12 D
London Euston (EUS)	0655	0703	0712	0720			0724	0733	0735	0743	0746	0749	0752	0803	0803	0810	0815	0820
Wembley Central (WMB)		0713														0813		
Harrow & Wealdstone (HRW)		0718						0745								0818		
Bushey (BSH)		0723						0751								0823		
Watford Junction (WFJ)		0726					0739	0753				0803	0807			0826		
Watford Junction (WFJ)		0726	0726u				0739	0754				0804	0808			0826		
Kings Langley (KGL)		0731						0758								0831		
Apsley (APS)		0734						0802								0834		
Hemel Hempstead (HML)		0737					0747	0805					0815			0837		
Berkhamsted (BKM)		0742					0752	0810					0820			0842		
Tring (TRI)		0749a					0758	0816a								0849a		
Cheddington (CED)							0803						0829					
Leighton Buzzard (LBZ)							0808						0834					0842
Bletchley (BLY)							0815						0841					0849
Milton Keynes Central (MKC)		0725		0750			0820		0805	0813	0818	0825	0852			0840	0854	0850
Milton Keynes Central (MKC)							0820			0813	0819	0826						0855
Wolverton (WOL)							0824											0859
Northampton (NMP)							0846					0846						0912
Northampton (NMP)					0814	0837							0856					
Long Buckby (LBK)					0825	0848							0907					
Rugby (RUG)			0808		0836	0859					0842	0917		0853				
Coventry (COV)			0822		0847	0909				0842		0930						
Birmingham International (BHI)			0833		0908	0928				0853		0949						
Birmingham New Street (BHM)			0846		0923	0944				0907		1006						

NOTES (see introductory pages for explanation of train operator codes and standard symbols)

- a Arrival time
- d Departure time
- u Stops to pick up only
- A To Wolverhampton, see table 064
- B To Crewe, see table 066
- C To Glasgow Central, see table 065
- D To Manchester Piccadilly, see table 065
- E To Preston, see table 065
- F To Liverpool Lime Street, see table 065
- G Runs from 17 September. To Chester, see table 065

London to Milton Keynes, Northampton, Rugby, Coventry and Birmingham

Saturdays

Operator Train ID Days of operation/Notes 1st Class/Reservations/Bus Catering facilities	VT	LM	LM	LM	VT	LM	LM	LM	VT	LM	LM	VT	LM	LM	LM	VT	LM	LM	LM
	9G98	2Y51	2N51	2T13	9S54 H	1U27 B	1W05	2K11	9G10	2T15	1Y09	1H15 D	2Y53	2N53	2T17	9P55 E	1U29 B	1W07	
	1R	1	1	1	1R	1	1	1	1R	1	1	1R	1	1	1	1R	1	1	1
	⊗				⊗				⊗			⊗			⊗				
London Euston (EUS) ⊗ 15 d	0823		0824	0833	0843	0846	0849	0854	0859	0903	0915	0920		0924	0933	0943	0946	0949	
Wembley Central (WMB) ⊗ d										0913									
Harrow & Wealdstone (HRW) ⊗ d				0845						0918					0945				
Bushey (BSH) d				0851						0923					0951				
Watford Junction (WFJ) a			0839	0853			0903	0909		0926				0939	0953			1003	
Watford Junction (WFJ) d	0837u		0839	0854			0904	0910	0914u	0926				0939	0954			1004	
Kings Langley (KGL) d				0858						0931					0958				
Apsley (APS) d				0902						0934					1002				
Hemel Hempstead (HML) d			0847	0905				0917		0937				0947	1005				
Berkhamsted (BKM) d			0852	0909				0922		0942				0952	1009				
Tring (TRI) d			0858	0916a						0949a				0958	1016a				
Cheddington (CED) d								0931											
Leighton Buzzard (LBZ) d			0908					0936			0943			1006					
Bletchley (BLY) d			0915				0924	0943			0950			1013					1026
Milton Keynes Central (MKC) a			0920		0913	0918	0929	0954			0955	0950		1018		1013	1018	1031	
Milton Keynes Central (MKC) d			0920		0913	0919	0931				0955			1019		1013	1019	1032	
Wolverton (WOL) d			0924								0959			1023					
Northampton (NMP) a			0941				0945				1013			1041					1046
Northampton (NMP) d		0937					0956							1037					1056
Long Buckby (LBK) d		0948					1007							1048					1107
Rugby (RUG) a		0959				0942	1017		0951					1059			1042		1117
Coventry (COV) a	0922	1009			0942		1030		1002					1109		1042			1130
Birmingham International (BHI) ← a	0933	1028			0953		1049		1013					1128		1053			1149
Birmingham New Street (BHM) ↻ 12 a	0945	1044			1007		1106		1024					1144		1107			1206

Operator Train ID Days of operation/Notes 1st Class/Reservations/Bus Catering facilities	LM	VT	LM	VT	LM	VT	LM	LM	LM	VT	LM	LM	LM	VT	LM	VT	LM	VT	LM	VT
	2K13	9G13	2T19	1D24 J	1Y11	1H18 D	2Y55	2N55	2T21	9S60 H	1U31 B	1W09	2K15	9G16	2T23	1D85 K	1Y13	1H21 D		
	1	1R	1	1R	1	1R	1	1	1	1R	1	1	1	1R	1	1R	1	1R	1	1R
		⊗		⊗		⊗				⊗				⊗		⊗		⊗		⊗
London Euston (EUS) ⊗ 15 d	0954	0959	1003	1010	1015	1020		1024	1033	1043	1046	1049	1054	1059	1103	1110	1115	1120		
Wembley Central (WMB) ⊗ d			1013												1113					
Harrow & Wealdstone (HRW) ⊗ d			1018						1045						1118					
Bushey (BSH) d			1023						1051						1123					
Watford Junction (WFJ) a	1009		1026				1039	1053				1103	1109		1126					
Watford Junction (WFJ) d	1010	1014u	1026				1039	1054				1104	1110	1114u	1126					
Kings Langley (KGL) d			1031					1058							1131					
Apsley (APS) d			1034					1102							1134					
Hemel Hempstead (HML) d	1017		1037				1047	1105					1117		1137					
Berkhamsted (BKM) d	1022		1042				1052	1109					1122		1142					
Tring (TRI) d			1049a				1058	1116a							1149a					
Cheddington (CED) d	1031													1131						
Leighton Buzzard (LBZ) d	1036				1043			1108						1136				1143		
Bletchley (BLY) d	1043				1050			1115						1143				1150		
Milton Keynes Central (MKC) a	1054			1040	1055	1050		1120		1113	1118	1125	1154			1140	1155	1150		
Milton Keynes Central (MKC) d					1056			1120		1113	1119	1132						1156		
Wolverton (WOL) d					1100			1124										1200		
Northampton (NMP) a					1113			1142					1146					1213		
Northampton (NMP) d							1137						1156							
Long Buckby (LBK) d							1148						1207							
Rugby (RUG) a		1051					1159				1142	1219		1151						
Coventry (COV) a		1102					1209			1142		1230		1202						
Birmingham International (BHI) ← a		1113					1228			1153		1249		1213						
Birmingham New Street (BHM) ↻ 12 a		1123					1244			1207		1306		1224						

NOTES (see introductory pages for explanation of train operator codes and standard symbols)

- a Arrival time
- d Departure time
- u Stops to pick up only
- B To Crewe, see table 066
- D To Manchester Piccadilly, see table 065
- E To Preston, see table 065
- H To Edinburgh, see table 065
- J Runs from 17 September. To Llandudno Junction, see table 065
- K To Chester, see table 065

London to Milton Keynes, Northampton, Rugby, Coventry and Birmingham

Saturdays

Operator Train ID Days of operation/Notes 1st Class/Reservations/Bus Catering facilities	LM	LM	LM	VT	LM	LM	LM	VT	LM	VT	LM	VT	LM	LM	LM	VT	LM	LM
	2Y57	2N57	2T25	9P65 E E	1U33 B B	1W11	2K17	9G19	2T27	1D86 K K	1Y15	1H24 D D	2Y59	2N59	2T29	9S70 H H	1U35 B B	1W13
London Euston (EUS) d		1124	1133	1143	1146	1149	1154	1159	1203	1210	1215	1220		1224	1233	1243	1246	1249
Wembley Central (WMB) d									1213									
Harrow & Wealdstone (HRW) d			1146						1218						1246			
Bushey (BSH) d			1152						1223						1251			
Watford Junction (WFJ) a	1139	1154				1203	1209		1226					1239	1254			1303
Watford Junction (WFJ) d	1139	1155				1204	1210	1214u	1226					1239	1254			1304
Kings Langley (KGL) d			1159						1231						1259			
Apsley (APS) d			1203						1234						1303			
Hemel Hempstead (HML) d		1147	1206				1217		1237					1247	1306			
Berkhamsted (BKM) d		1152	1210				1222		1242					1252	1310			
Tring (TRI) d		1158	1217a						1249a					1258	1317a			
Cheddington (CED) d							1231											
Leighton Buzzard (LBZ) d		1207					1236				1243			1308				
Bletchley (BLY) d		1214					1243				1250			1315				
Milton Keynes Central (MKC) a		1219		1213	1218	1225	1254			1240	1255	1250		1320		1313	1318	1325
Milton Keynes Central (MKC) d		1220		1213	1219	1233				1241	1256			1320		1313	1319	1333
Wolverton (WOL) d		1224									1300			1324				
Northampton (NMP) a		1241				1253					1313			1341				1347
Northampton (NMP) d	1237					1256							1337					1356
Long Buckby (LBK) d	1248					1307							1348					1407
Rugby (RUG) a	1259				1242	1317		1251		1303			1359				1342	1417
Coventry (COV) a	1309			1242		1330		1302					1409			1342		1430
Birmingham International (BHI) a	1328			1253		1349		1313					1428			1353		1449
Birmingham New Street (BHM) a	1344			1307		1406		1323					1444			1407		1506

Operator Train ID Days of operation/Notes 1st Class/Reservations/Bus Catering facilities	LM	VT	LM	VT	LM	VT	LM	LM	LM	VT	LM	LM	LM	VT	LM	LM	VT	LM
	2K19	9G22	2T31	1D87 G G	1Y17	1H27 D D	2Y61	2N61	2T33	9C77 L L	1U37 B B	1W15	2K21	9G25	2T35	1Y19	1H30 D D	2Y63
London Euston (EUS) d	1254	1259	1303	1310	1315	1320		1324	1333	1343	1346	1349	1354	1359	1403	1415	1420	
Wembley Central (WMB) d			1313												1413			
Harrow & Wealdstone (HRW) d			1318						1346						1418			
Bushey (BSH) d			1323						1352						1423			
Watford Junction (WFJ) a	1309		1326					1339	1354			1403	1409		1426			
Watford Junction (WFJ) d	1310	1314u	1326					1340	1355			1404	1410	1414u	1426			
Kings Langley (KGL) d			1331						1359						1431			
Apsley (APS) d			1334						1403						1434			
Hemel Hempstead (HML) d	1317		1337				1348	1406	1406				1417		1437			
Berkhamsted (BKM) d	1322		1342				1353	1410	1410				1422		1442			
Tring (TRI) d			1349a				1359	1417a	1417a						1449a			
Cheddington (CED) d	1331												1431					
Leighton Buzzard (LBZ) d	1336				1343			1408					1436			1442		
Bletchley (BLY) d	1343				1350			1415					1443			1449		
Milton Keynes Central (MKC) a	1354			1340	1355	1350		1420		1413	1418	1425	1454			1454	1450	
Milton Keynes Central (MKC) d					1356			1420		1413	1419	1433				1456		
Wolverton (WOL) d					1400			1424							1500			
Northampton (NMP) a					1414			1442							1515			
Northampton (NMP) d							1437						1456					1537
Long Buckby (LBK) d							1448						1507					1549
Rugby (RUG) a		1351					1459				1442	1517	1451					1600
Coventry (COV) a		1402					1509			1442		1530	1502					1610
Birmingham International (BHI) a		1413					1528			1453		1549	1513					1629
Birmingham New Street (BHM) a		1424					1544			1507		1605	1523					1644

NOTES (see introductory pages for explanation of train operator codes and standard symbols)

- a Arrival time
- d Departure time
- u Stops to pick up only
- B To Crewe, see table 066
- D To Manchester Piccadilly, see table 065
- E To Preston, see table 065
- G Runs from 17 September. To Chester, see table 065
- H To Edinburgh, see table 065
- K To Chester, see table 065
- L To Lancaster, see table 065

London to Milton Keynes, Northampton, Rugby, Coventry and Birmingham

Saturdays

Operator Train ID Days of operation/Notes 1st Class/Reservations/Bus Catering facilities	LM	LM	VT	LM	LM	LM	VT	LM	VT	LM	VT	LM	LM	LM	VT	LM	LM	LM
	2N63	2T37	9S80 H	1U39 B	1W17	2K23	9G28	2T39	1D89 G	1Y21	1H33 D	2Y65	2N65	2T41	9S85 C	1U41 B	1W19	2K25
	□	□	□ ¹ □ ² ☒	□	□	□	□ ¹ □ ² ☒	□	□ ¹ □ ² ☒	□	□ ¹ □ ² ☒	□	□	□	□ ¹ □ ² ☒	□	□	□
London Euston (EUS) d	1424	1433	1443	1446	1449	1454	1459	1503	1510	1515	1520		1524	1533	1543	1546	1549	1554
Wembley Central (WMB) d								1513										
Harrow & Wealdstone (HRW) d		1445						1518						1545				
Bushey (BSH) d		1451						1523						1551				
Watford Junction (WFJ) a	1439	1453			1503	1508		1526					1539	1553			1603	1609
Watford Junction (WFJ) d	1439	1454			1504	1509	1514u	1526					1540	1554			1604	1610
Kings Langley (KGL) d		1458						1531						1558				
Apsley (APS) d		1502						1534						1602				
Hemel Hempstead (HML) d	1447	1505				1516		1537					1547	1605				1617
Berkhamsted (BKM) d	1452	1509				1521		1542					1552	1609				1622
Tring (TRI) d	1458	1516a						1549a					1558	1616a				
Cheddington (CED) d						1530												1631
Leighton Buzzard (LBZ) d	1507					1536				1543			1608					1636
Bletchley (BLY) d	1514					1543				1550			1615					1643
Milton Keynes Central (MKC) a	1519		1513	1518	1525	1554		1540	1555	1550			1620		1613	1618	1625	1654
Milton Keynes Central (MKC) d	1520		1513	1519	1533				1556				1621		1613	1619	1632	
Wolverton (WOL) d	1524								1600				1625					
Northampton (NMP) a	1541				1547				1613				1642					1646
Northampton (NMP) d					1556								1637					1656
Long Buckby (LBK) d					1607								1648					1707
Rugby (RUG) a				1542	1619		1551						1658			1642		1717
Coventry (COV) a			1542		1630		1602						1709		1642		1730	
Birmingham International (BHI) a			1553		1649		1613						1728		1653		1749	
Birmingham New Street (BHM) a			1607		1706		1623						1744		1707		1806	

Operator Train ID Days of operation/Notes 1st Class/Reservations/Bus Catering facilities	VT	LM	VT	LM	VT	LM	LM	VT	LM	VT	LM	LM	LM	VT	LM	VT	LM	VT
	9G31	2T43	1D90 M	1Y23	1H36 D	2Y67	2N67	1F28 F	2T45	9P93 E	1U43 B	1W21	2K27	9G34	2T47	1D91 M	1Y25	1H39 D
	□ ¹ □ ² ☒	□	□ ¹ □ ² ☒	□	□ ¹ □ ² ☒	□	□	□ ¹ □ ² ☒	□	□ ¹ □ ² ☒	□	□	□	□ ¹ □ ² ☒	□	□ ¹ □ ² ☒	□	□ ¹ □ ² ☒
London Euston (EUS) d	1559	1603	1610	1615	1620		1624	1633	1633	1643	1646	1649	1654	1659	1703	1710	1715	1720
Wembley Central (WMB) d		1613													1713			
Harrow & Wealdstone (HRW) d		1618							1645						1718			
Bushey (BSH) d		1623							1651						1723			
Watford Junction (WFJ) a		1626					1639		1653			1703	1709		1726			
Watford Junction (WFJ) d	1614u	1626					1639		1654			1704	1710	1714u	1726			
Kings Langley (KGL) d		1631							1658						1731			
Apsley (APS) d		1634							1702						1734			
Hemel Hempstead (HML) d		1637					1647		1705				1717		1737			
Berkhamsted (BKM) d		1642					1652		1709				1722		1742			
Tring (TRI) d		1649a					1658		1716a						1749a			
Cheddington (CED) d													1731					
Leighton Buzzard (LBZ) d				1643			1706						1736				1742	
Bletchley (BLY) d				1650			1713						1743				1749	
Milton Keynes Central (MKC) a			1640	1655	1650		1718			1713	1718	1725	1754			1740	1754	1750
Milton Keynes Central (MKC) d				1656			1719			1713	1719	1732					1756	
Wolverton (WOL) d				1700			1723										1800	
Northampton (NMP) a				1713			1740					1746					1813	
Northampton (NMP) d						1737						1756						
Long Buckby (LBK) d						1748						1807						
Rugby (RUG) a	1651					1759		1722			1742	1817		1751				
Coventry (COV) a	1702					1809				1742		1830		1802				
Birmingham International (BHI) a	1713					1828				1753		1849		1813				
Birmingham New Street (BHM) a	1723					1844				1807		1906		1823				

NOTES (see introductory pages for explanation of train operator codes and standard symbols)

- a Arrival time
- d Departure time
- u Stops to pick up only
- B To Crewe, see table 066
- C To Glasgow Central, see table 065
- D To Manchester Piccadilly, see table 065
- E To Preston, see table 065
- F To Liverpool Lime Street, see table 065
- G Runs from 17 September. To Chester, see table 065
- H To Edinburgh, see table 065
- M To Holyhead, see table 065

London to Milton Keynes, Northampton, Rugby, Coventry and Birmingham

Saturdays

Operator Train ID Days of operation/Notes 1st Class/Reservations/Bus Catering facilities	LM 2Y69	LM 2N69	LM 2T49	VT 9P95 E A	LM 1U45 B A	LM 1W23	LM 2K29	VT 9G37 A A	LM 2T51	VT 1D32 K A	LM 1Y27	VT 1H02 D A	VT 9J38 N A	LM 2Y71	LM 2N71	LM 2T53	VT 9K94 B A	LM 1U47 B A
London Euston (EUS) d		1724	1733	1743	1746	1749	1754	1803	1803	1810	1815	1820	1823		1824	1833	1840	1846
Wembley Central (WMB) d									1813									
Harrow & Wealdstone (HRW) d			1745						1818								1845	
Bushey (BSH) d			1751						1823								1851	
Watford Junction (WFJ) a	1739	1753				1803	1809		1826						1839	1853		
Watford Junction (WFJ) d	1739	1754				1804	1810		1826			1837u			1839	1854		
Kings Langley (KGL) d			1758						1831							1858		
Apsley (APS) d			1802						1834							1902		
Hemel Hempstead (HML) d		1747	1805				1817		1837						1847	1905		
Berkhamsted (BKM) d		1752	1809				1822		1842						1852	1909		
Tring (TRI) d		1758	1816a						1849a						1858	1916a		
Cheddington (CED) d							1831											
Leighton Buzzard (LBZ) d		1806					1836				1843				1906			
Bletchley (BLY) d		1813					1843				1850				1913			
Milton Keynes Central (MKC) a		1818		1813	1818	1825	1854			1840	1855	1850			1918		1910	1918
Milton Keynes Central (MKC) d		1819		1813	1819	1825					1856				1919		1910	1919
Wolverton (WOL) d		1823									1900				1923			
Northampton (NMP) a		1835				1840					1913				1941			
Northampton (NMP) d	1837					1856								1937				
Long Buckby (LBK) d	1848					1907								1948				
Rugby (RUG) a	1859				1842	1917		1851						1959				1942
Coventry (COV) a	1909			1842		1931		1902					1923	2009				1942
Birmingham International (BHI) a	1928			1853		1949		1913					1933	2028				1954
Birmingham New Street (BHM) a	1944			1907		2006		1925					1945	2044				2007

Operator Train ID Days of operation/Notes 1st Class/Reservations/Bus Catering facilities	LM 1N25	LM 2K31	VT 9G40 A A	LM 2T55	LM 1Y99	VT 1H05 D A	LM 2Y13	VT 9G41 P A	LM 1U49 B A	LM 2Y73	VT 1H74 D A	VT 9G42 A A	LM 2Y75	LM 2N17	VT 1F27 F A	VT 1H07 D A	VT 9G44 A A	VT 1P07 E A
London Euston (EUS) d	1849	1851	1903	1903	1913	1920	1920	1923	1933	1933	1939	1943	1947	2003	2011	2020	2025	2031
Wembley Central (WMB) d				1913														
Harrow & Wealdstone (HRW) d				1918						1945			1959					
Bushey (BSH) d				1923						1951								
Watford Junction (WFJ) a	1903	1906		1926			1935			1953			2005	2019				
Watford Junction (WFJ) d	1904	1907		1926			1936	1937u		1954			2005	2019			2040u	2046u
Kings Langley (KGL) d				1931						1959			2010					
Apsley (APS) d				1934						2003			2013					
Hemel Hempstead (HML) d		1914		1937			1943			2006			2016					
Berkhamsted (BKM) d		1919		1942			1948			2013			2021					
Tring (TRI) d		1925		1949a						2018			2026					
Cheddington (CED) d		1930								2031			2031					
Leighton Buzzard (LBZ) d		1935					2001			2026			2035	2040				
Bletchley (BLY) d		1942					2007			2033			2042	2046				
Milton Keynes Central (MKC) a	1925	1953			1945	1950	2011		2006	2037		2020	2048	2053		2103		
Milton Keynes Central (MKC) d	1931				1947		2012		2007	2037		2021	2049	2100				
Wolverton (WOL) d					1951					2041			2053	2104				
Northampton (NMP) a	1947				2005		2026			2055			2106	2117				
Northampton (NMP) d					2005		2035			2057			2118					
Long Buckby (LBK) d					2016		2046			2108			2129					
Rugby (RUG) a			1951		2027		2057		2029	2118	2037		2139		2117			2136
Coventry (COV) a			2002		2037		2109	2023		2130		2049	2150					2137
Birmingham International (BHI) a			2013		2056		2127	2033		2147		2101	2205					2151
Birmingham New Street (BHM) a			2025		2111		2146	2045		2206		2113	2219					2207

NOTES (see introductory pages for explanation of train operator codes and standard symbols)

- a Arrival time
- d Departure time
- u Stops to pick up only
- A To Wolverhampton, see table 064
- B To Crewe, see table 066
- D To Manchester Piccadilly, see table 065
- E To Preston, see table 065
- F To Liverpool Lime Street, see table 065
- K To Chester, see table 065
- N To Shrewsbury, see table 064
- P Runs from 17 September. To Wolverhampton, see table 064

London to Milton Keynes, Northampton, Rugby, Coventry and Birmingham

Saturdays

Operator Train ID Days of operation/Notes 1st Class/Reservations/Bus Catering facilities	LM	LM	LM	VT	VT	LM	LM	VT	LM	LM	LM	LM	LM	LM	LM	LM	LM	LM	LM
	1U51	2Y17	2Y77	1H76	9G46	2Y79	2Y81	9G47	2N37	2N93	2N39	2N41	2N95	2N43	2N01	SUM	SUM	SUM	SUM
	B			D	A			A											
	☐	☐	☐	☐☐	☐☐	☐	☐	☐☐	☐	☐	☐	☐	☐	☐	☐	☐	☐	☐	☐
				☒	☒			☒											
London Euston (EUS) d	2034		2039	2101	2103	2109	2131	2142	2154	2212	2234	2305	2321	2336	0015	0200	0200	0200	
Wembley Central (WMB) d															0024				
Harrow & Wealdstone (HRW) d						2121			2206	2225		2317	2333	2348	0029			0235	
Bushey (BSH) d																			
Watford Junction (WFJ) a			2054			2127			2212	2231	2252	2323	2339	2354	0035	0250		0255	
Watford Junction (WFJ) d	2051u		2055		2119u	2128		2158u	2215	2236	2253	2326	2340	2355	0035	0250		0255	
Kings Langley (KGL) d			2059						2219			2330	2344	2359	0040				
Apsley (APS) d			2103						2223			2334	2348	0003	0044				
Hemel Hempstead (HML) d			2106			2136	2153		2226	2243	2300	2337	2351	0006	0046		0300		
Berkhamsted (BKM) d			2111			2141	2158		2231	2248	2305	2342	2356	0011	0051			0320	
Tring (TRI) d			2116			2146			2236		2310	2347	0001	0016	0056				
Cheddington (CED) d			2121			2151			2241			2352	0006	0021	0101				
Leighton Buzzard (LBZ) d			2127			2158	2209		2248	2302	2320	2359	0013	0028	0106				
Bletchley (BLY) d			2134			2205	2216		2255	2309	2327	0006	0020	0035	0113				
Milton Keynes Central (MKC) a	2121		2140	2145	2151	2213	2224	2229	2303	2317	2335	0014	0028	0039	0119	0400	0400	0410	
Milton Keynes Central (MKC) d	2122		2140		2151	2213	2225	2230	2304	2317	2335	0015	0029	0040	0119				
Wolverton (WOL) d						2217	2229		2308	2321	2339	0019	0033	0044	0123				
Northampton (NMP) a			2155			2231	2245		2326	2340	2353	0038	0046	0102	0137				
Northampton (NMP) d		2129	2204			2241	2254												
Long Buckby (LBK) d		2140	2215			2252	2304												
Rugby (RUG) a	2144	2151	2226		2213	2303	2315	2252											
Coventry (COV) a		2205	2238		2224	2314	2326	2303											
Birmingham International (BHI) a		2226	2256		2234	2329	2345	2313											
Birmingham New Street (BHM) a		2242	2317		2246	2344	0003	2325											

Operator Days of operation/Notes 1st Class/Reservations/Bus	LM	LM
	SUM	SUM
	☐	☐
London Euston (EUS) d	0200	0200
Wembley Central (WMB) d		0230
Harrow & Wealdstone (HRW) d		0245
Bushey (BSH) d		
Watford Junction (WFJ) a	0250	0305
Watford Junction (WFJ) d	0250	0305
Kings Langley (KGL) d		0320
Apsley (APS) d		0330
Hemel Hempstead (HML) d	0315	0335
Berkhamsted (BKM) d		0345
Tring (TRI) d		0400
Cheddington (CED) d		0420
Leighton Buzzard (LBZ) d	0351	0440
Bletchley (BLY) d	0416	0505
Milton Keynes Central (MKC) a	0431	0520
Milton Keynes Central (MKC) d		
Wolverton (WOL) d		
Northampton (NMP) a		
Northampton (NMP) d		
Long Buckby (LBK) d		
Rugby (RUG) a		
Coventry (COV) a		
Birmingham International (BHI) a		
Birmingham New Street (BHM) a		

NOTES (see introductory pages for explanation of train operator codes and standard symbols)

a Arrival time
d Departure time
u Stops to pick up only
A To Wolverhampton, see table 064
B To Crewe, see table 066
D To Manchester Piccadilly, see table 065
SUM Sunday mornings

London to Milton Keynes, Northampton, Rugby, Coventry and Birmingham

Sundays

Operator Train ID Days of operation/Notes 1st Class/Reservations/Bus Catering facilities	LM	LM	LM	LM	LM	LM	LM	LM	LM	LM	LM	LM	VT	VT	LM	LM	VT	VT	
	2N41	2N95	2N43	2N01							2N91	2N93	2Y38	1H63 A	1H01 A	1U27 B	2Y40	1S37 C	9G02 D
London Euston (EUS)				0015	0200	0200	0200	0200	0200	0200	0651	0718	0752	0810	0820		0824	0847	0850
Wembley Central (WMB)				0024						0230									
Harrow & Wealdstone (HRW)				0029			0235			0245	0703	0730	0804				0837		
Bushey (BSH)																			
Watford Junction (WFJ)				0035	0250		0255	0250	0305	0709	0738	0810					0843		
Watford Junction (WFJ)				0035	0250		0255	0250	0305	0710	0739	0810					0843		0907u
Kings Langley (KGL)				0040					0320		0743						0848		
Apsley (APS)			0003	0044					0330		0747						0852		
Hemel Hempstead (HML)			0006	0046		0300		0315	0335	0717	0750	0817					0855		
Berkhamsted (BKM)			0011	0051			0320		0345	0722	0755	0822					0900		
Tring (TRI)		0001	0016	0056					0400	0726		0827							
Cheddington (CED)		0006	0021	0101					0420	0732		0832							
Leighton Buzzard (LBZ)		0013	0028	0106				0351	0440	0738	0808	0839					0914		
Bletchley (BLY)	0006	0020	0035	0113				0416	0505	0745	0815	0845					0921		
Milton Keynes Central (MKC)	0014	0028	0039	0119	0400	0400	0410	0431	0520	0754	0823	0850	0855	0905		0926	0932	0937	
Milton Keynes Central (MKC)	0015	0029	0040	0119						0755	0824	0851				0926	0934	0939	
Wolverton (WOL)	0019	0033	0044	0123						0759	0828	0855				0930			
Northampton (NMP)	0038	0046	0102	0137						0812	0841	0908				0944			
Northampton (NMP)												0926			0930	0959			
Long Buckby (LBK)												0937			0941	1010			
Rugby (RUG)												0948			0952	1021	1008	1013	
Coventry (COV)												0959				1033		1023	
Birmingham International (BHI)												1023				1051		1034	
Birmingham New Street (BHM)												1043				1106		1045	

Operator Train ID Days of operation/Notes 1st Class/Reservations/Bus Catering facilities	LM	VT	LM	LM	VT	VT	LM	LM	VT	LM	LM	LM	VT	VT	LM	LM	VT	VT
	2U29 B	1H03 A	1Y75	2Y42	1S52 C	9G04 D	2N43	2U31 B	1H05 A	2K05	2Y23	2Y44	1S58 C	9G06	1W49	2U33 B	1F13 E	1H07 A
London Euston (EUS)	0855	0921		0924	0946	0950	0955	1001	1019	1023		1031	1046	1049		1053	1116	1119
Wembley Central (WMB)																1106		
Harrow & Wealdstone (HRW)	0907			0937				1013		1035						1111s		
Bushey (BSH)																1114		
Watford Junction (WFJ)	0913			0943			1010	1019		1041		1046				1114		
Watford Junction (WFJ)	0914			0944		1006u	1011	1019		1042		1047		1107u		1114		
Kings Langley (KGL)				0949														
Apsley (APS)				0953								1053						
Hemel Hempstead (HML)	0921			0956			1018	1026		1049		1056				1121		
Berkhamsted (BKM)	0926			1001			1023	1031		1054		1100				1126		
Tring (TRI)	0929							1036								1131		
Cheddington (CED)	0935							1041								1136		
Leighton Buzzard (LBZ)	0941			1014				1036	1047		1107		1113			1143		
Bletchley (BLY)	0948			1021				1043				1113				1150		
Milton Keynes Central (MKC)	0957	1006		1026	1032	1037	1051	1058	1105	1122		1126	1132	1137		1158	1202	1208
Milton Keynes Central (MKC)	0957			1027	1033	1038	1051	1058				1127	1133	1138		1158		
Wolverton (WOL)	1001			1031				1102				1131				1202		
Northampton (NMP)	1014			1044			1110	1116				1150				1216		
Northampton (NMP)	1028		1035	1100				1129			1133				1212	1217		
Long Buckby (LBK)	1039			1111				1139			1144				1224	1228		
Rugby (RUG)	1049		1054	1122	1107	1113		1150			1155		1207	1213	1234	1239		
Coventry (COV)			1104	1133		1122					1205			1223	1245			
Birmingham International (BHI)			1123	1152		1133					1224			1234	1308			
Birmingham New Street (BHM)			1143	1206		1145					1244			1246	1323			

NOTES (see introductory pages for explanation of train operator codes and standard symbols)

- a Arrival time
- d Departure time
- s Stops to set down only
- u Stops to pick up only
- A To Manchester Piccadilly, see table 065
- B To Crewe, see table 066
- C To Glasgow Central, see table 065
- D To Wolverhampton, see table 064
- E To Liverpool Lime Street, see table 065

London to Milton Keynes, Northampton, Rugby, Coventry and Birmingham

Sundays

Operator Train ID Days of operation/Notes 1st Class/Reservations/Bus Catering facilities	LM	LM	VT	LM	LM	VT	VT	LM	LM	VT	LM	LM	VT	LM	VT	LM	VT	
	2Y25	2Y46	9G08	2K13	1W51	9G12	1H08 A	1Y81	2Y48	9S70 F	1U35 B	2K19	1W55	1H11 A	9G18	1Y83	2Y50	9P77 G
	□	□	□ □	□	□	□ □	□ □	□	□	□ □	□	□	□	□ □	□ □	□	□	□ □
London Euston (EUS) d		1124	1152	1155	1208	1212	1219		1233	1240	1243	1252	1309	1317	1320		1333	1340
Wembley Central (WMB) d																		
Harrow & Wealdstone (HRW) d		1136		1207								1304						
Bushey (BSH) d				1212s								1310						
Watford Junction (WFJ) a		1142		1215	1222			1248				1312	1323				1349	
Watford Junction (WFJ) d		1142	1206u	1215	1223	1226u		1249				1313	1324		1334u		1350	
Kings Langley (KGL) d		1147		1220								1317						
Apsley (APS) d		1151		1223								1321						
Hemel Hempstead (HML) d		1153		1226				1256				1324					1357	
Berkhamsted (BKM) d		1158		1231				1301				1329					1402	
Tring (TRI) d				1238								1336						
Cheddington (CED) d				1243								1341						
Leighton Buzzard (LBZ) d		1212		1248				1315				1346					1416	
Bletchley (BLY) d		1219		1255				1322				1353					1423	
Milton Keynes Central (MKC) a		1227	1231	1304	1246		1252		1327	1313	1318	1402	1347	1350			1428	1413
Milton Keynes Central (MKC) d		1228	1233		1252				1327	1313	1320		1349				1428	1413
Wolverton (WOL) d		1232			1256				1331				1354				1432	
Northampton (NMP) a		1249			1308				1344				1406				1445	
Northampton (NMP) d	1235				1315			1334					1415			1435		
Long Buckby (LBK) d	1246				1326			1345					1426			1446		
Rugby (RUG) a	1257		1252		1336	1308		1356			1343		1436		1415	1456		
Coventry (COV) a	1308		1302		1347	1320		1406		1342			1448		1430	1507		1441
Birmingham International (BHI) a	1321		1313		1408	1332		1419		1352			1508		1441	1520		1452
Birmingham New Street (BHM) a	1341		1325		1423	1343		1439		1405			1523		1452	1540		1504

Operator Train ID Days of operation/Notes 1st Class/Reservations/Bus Catering facilities	LM	LM	LM	VT	VT	LM	LM	VT	LM	LM	LM	VT	VT	VT	LM	LM	VT	LM
	1U37 B	2K25	1W59	1H14 A	9G24 D	1Y85	2Y52	9S80 F	1U39 B	2K31	2G63	1D89 H	1H18 A	9G30	1Y87	2Y54	9P85 G	1U41 B
	□	□	□	□ □	□ □	□	□	□ □	□	□	□	□ □	□ □	□ □	□	□	□ □	□
London Euston (EUS) d	1343	1352	1408	1417	1420		1433	1440	1443	1450	1505	1508	1517	1520		1533	1540	1543
Wembley Central (WMB) d																		
Harrow & Wealdstone (HRW) d		1404								1502								
Bushey (BSH) d		1410								1508								
Watford Junction (WFJ) a		1412	1422				1449			1510	1520					1549		
Watford Junction (WFJ) d		1413	1423		1434u		1450			1511	1520			1534u		1550		
Kings Langley (KGL) d		1417								1515								
Apsley (APS) d		1421								1519								
Hemel Hempstead (HML) d		1424					1457			1522						1557		
Berkhamsted (BKM) d		1429					1502			1527						1602		
Tring (TRI) d		1436								1534								
Cheddington (CED) d		1441								1539								
Leighton Buzzard (LBZ) d		1446					1516			1544						1616		
Bletchley (BLY) d		1453					1523			1551						1623		
Milton Keynes Central (MKC) a	1418	1502	1446	1450			1528	1513	1518	1600	1545	1541	1550			1628	1613	1618
Milton Keynes Central (MKC) d	1419		1449				1528	1513	1519		1549					1628	1613	1619
Wolverton (WOL) d			1453				1532				1553					1632		
Northampton (NMP) a			1505				1545				1607					1645		
Northampton (NMP) d			1515			1534					1615				1634			
Long Buckby (LBK) d			1526			1545					1626				1645			
Rugby (RUG) a	1442		1536		1515	1556			1542		1636			1615	1656			1642
Coventry (COV) a			1547		1531	1606			1542		1647			1629	1706			1642
Birmingham International (BHI) a			1608		1541	1619			1552		1708			1641	1719			1653
Birmingham New Street (BHM) a			1623		1552	1639			1604		1723			1651	1739			1705

NOTES (see introductory pages for explanation of train operator codes and standard symbols)

- a Arrival time
- d Departure time
- s Stops to set down only
- u Stops to pick up only
- A To Manchester Piccadilly, see table 065
- B To Crewe, see table 066
- D To Wolverhampton, see table 064
- F To Edinburgh, see table 065
- G To Preston, see table 065
- H Runs from 18 September. To Chester, see table 065

London to Milton Keynes, Northampton, Rugby, Coventry and Birmingham

Sundays

Operator Train ID Days of operation/Notes 1st Class/Reservations/Bus Catering facilities	LM 2K37	LM 2G65	VT 1D90 J	VT 1H21 A	VT 9G36	LM 1Y89	LM 2Y81	VT 9S93 F	LM 1U43 B	LM 2K43	LM 2G67	VT 1Z91 J	VT 1H24 A	VT 9G42	LM 1Y91	LM 2Y83	VT 9P97 G	LM 1U45 B
	□	□	□ □	□ □	□ □	□	□	□ □	□	□	□	□ □	□ □	□ □	□	□	□ □	□
London Euston (EUS) d	1550	1605	1608	1617	1620		1633	1640	1643	1650	1705	1708	1717	1720		1733	1740	1743
Wembley Central (WMB) d																		
Harrow & Wealdstone (HRW) d	1602									1702								
Bushey (BSH) d	1608									1708								
Watford Junction (WFJ) a	1610	1620					1649			1710	1720					1749		
Watford Junction (WFJ) d	1611	1620			1634u		1650			1711	1720			1734u		1750		
Kings Langley (KGL) d	1615									1715								
Apsley (APS) d	1619									1719								
Hemel Hempstead (HML) d	1622						1657			1722						1757		
Berkhamsted (BKM) d	1627						1702			1727						1802		
Tring (TRI) d	1634									1734								
Cheddington (CED) d	1639									1739								
Leighton Buzzard (LBZ) d	1644						1716			1744						1816		
Bletchley (BLY) d	1651						1723			1751						1823		
Milton Keynes Central (MKC) a	1700	1645	1641	1650			1728	1713	1718	1800	1745	1741	1750			1828	1813	1818
Milton Keynes Central (MKC) d		1648					1728	1713	1719		1748					1828	1813	1819
Wolverton (WOL) d		1652					1732				1752					1832		
Northampton (NMP) a		1705					1745				1805					1845		
Northampton (NMP) d		1715				1734					1815				1834			
Long Buckby (LBK) d		1726				1745					1826				1845			
Rugby (RUG) a		1736			1715	1756			1742		1836			1815	1856			1842
Coventry (COV) a		1747			1731	1806		1742			1847			1830	1906		1843	
Birmingham International (BHI) a		1808			1741	1819		1752			1908			1842	1919		1853	
Birmingham New Street (BHM) a		1823			1752	1839		1803			1923			1852	1939		1904	

Operator Train ID Days of operation/Notes 1st Class/Reservations/Bus Catering facilities	LM 2K49	VT 1F20 E	LM 2G69	VT 1D92 K	VT 1H27 A	VT 9J48 L	VT 1H73 A	LM 1Y81	LM 2Y85	VT 9G50	LM 1U47 B	LM 2K55	VT 9K52 B	VT 1D93 K	LM 1W91	VT 1H30 A	VT 9G54 D	LM 1Y95
	□	□ □	□	□ □	□ □	□ □	□ □	□	□	□ □	□	□	□ □	□ □	□	□ □	□ □	□
London Euston (EUS) d	1750	1805	1805	1808	1817	1820	1829		1833	1843	1846	1850	1900	1908	1911	1917	1920	
Wembley Central (WMB) d																		
Harrow & Wealdstone (HRW) d	1802											1902						
Bushey (BSH) d	1808											1908						
Watford Junction (WFJ) a	1810		1820						1849			1910						
Watford Junction (WFJ) d	1811		1820			1835u			1850			1911					1934u	
Kings Langley (KGL) d	1815											1915						
Apsley (APS) d	1819											1919						
Hemel Hempstead (HML) d	1822								1857			1922						
Berkhamsted (BKM) d	1827								1902			1927						
Tring (TRI) d	1834											1934						
Cheddington (CED) d	1839											1939						
Leighton Buzzard (LBZ) d	1844								1916			1944						
Bletchley (BLY) d	1851								1923			1951						
Milton Keynes Central (MKC) a	1900	1838	1846	1841	1850				1928	1916	1921	2000		1941	1946	1950		
Milton Keynes Central (MKC) d			1848						1928	1917	1922				1948			
Wolverton (WOL) d			1852						1932						1952			
Northampton (NMP) a			1904						1945						2005			
Northampton (NMP) d			1916					1934							2009			2034
Long Buckby (LBK) d			1927					1945							2020			2045
Rugby (RUG) a			1937				1923	1956			1945		1951		2030		2015	2056
Coventry (COV) a			1950			1923		2006		1945			2001		2048		2029	2110
Birmingham International (BHI) a			2008			1933		2019		1955			2012		2108		2041	2122
Birmingham New Street (BHM) a			2024			1944		2039		2010			2025		2123		2053	2143

NOTES (see introductory pages for explanation of train operator codes and standard symbols)

- a Arrival time
- d Departure time
- u Stops to pick up only
- A To Manchester Piccadilly, see table 065
- B To Crewe, see table 066
- D To Wolverhampton, see table 064
- E To Liverpool Lime Street, see table 065
- F To Edinburgh, see table 065
- G To Preston, see table 065
- J To Chester, see table 065
- K To Holyhead, see table 065
- L To Shrewsbury, see table 064

London to Milton Keynes, Northampton, Rugby, Coventry and Birmingham

Sundays

Operator Train ID Days of operation/Notes 1st Class/Reservations/Bus Catering facilities	LM	VT	LM	LM	VT	LM	VT	LM	VT	VT	LM	LM	VT	LM	VT	VT	LM	VT
	2Y59	9P99	1U49	2N61	9G58	2N65	1F22	2K61	1H33	9G60	1Y97	2Y65	9G62	2K63	1P06	9G64	2Y67	1H35
	□	□	□	□	□	□	□	□	□	□	□	□	□	□	□	□	□	□
London Euston (EUS)	1933	1940	1947	1950	2000	2003	2005	2008	2015	2018		2033	2038	2042	2050	2054	2106	2125
Wembley Central (WMB)																		
Harrow & Wealdstone (HRW)				2002		2016		2020										
Bushey (BSH)								2026										
Watford Junction (WFJ)	a 1949			2008		2022		2028				2049		2057				2123
Watford Junction (WFJ)	d 1950			2009		2023		2029		2032u		2050		2058		2111u	2124	
Kings Langley (KGL)	d							2033										
Apsley (APS)	d							2037										
Hemel Hempstead (HML)	d 1957			2016		2030		2040				2058						2131
Berkhamsted (BKM)	d 2002			2021		2035		2045				2101						2136
Tring (TRI)	d			2028				2051										2141
Cheddington (CED)	d			2033														2146
Leighton Buzzard (LBZ)	d 2016			2038		2049						2114		2120				2153
Bletchley (BLY)	d 2023			2045								2121						2200
Milton Keynes Central (MKC)	a 2028	2013		2050		2101	2038	2107	2048			2130	2117	2135	2139	2144	2208	2217
Milton Keynes Central (MKC)	d 2028	2013		2051		2101						2131	2117		2141	2146	2209	
Wolverton (WOL)	d 2032											2135						2213
Northampton (NMP)	a 2045			2106		2120						2148						2226
Northampton (NMP)	d 2056										2126	2157						2238
Long Buckby (LBK)	d 2107										2137	2208						2249
Rugby (RUG)	a 2118		2044		2051						2147	2219			2202	2206		2259
Coventry (COV)	a 2130	2042			2102					2120	2158	2231	2147				2216	2310
Birmingham International (BHI)	a 2149	2052			2112					2130	2216	2250	2157				2227	2319
Birmingham New Street (BHM)	a 2201	2105			2125					2144	2237	2302	2210				2239	2339






Operator Train ID Days of operation/Notes 1st Class/Reservations/Bus Catering facilities	LM	LM	VT	VT	LM	VT	LM	LM	LM	VT	LM	LM	LM	LM
	2Y71	2N73	1H77	9G66	2Y77	9G68	2N77	2N79	2N81	9G70	2N83	2N01	2N03	2K99
	□	□	□	□	□	□	□	□	□	□	□	□	□	□
London Euston (EUS)	2131	2140	2151	2155	2201	2225	2231	2240	2300	2324	2339	0005	0035	0134
Wembley Central (WMB)													0045	0145
Harrow & Wealdstone (HRW)			2156		2214		2243	2254	2313		2351	0017	0050	0150
Bushey (BSH)		2201s					2248s				2356s		0055s	
Watford Junction (WFJ)	a 2146	2204			2220		2251	2302	2319		2359	0025	0058	0156
Watford Junction (WFJ)	d 2147	2205		2213u	2221	2241u	2252	2303	2320	2339u	0001	0025	0058	0157
Kings Langley (KGL)	d 2151						2256		2324		0005		0103	
Apsley (APS)	d 2155						2300		2328		0009		0106	
Hemel Hempstead (HML)	d 2157				2228		2303	2311	2331		0012	0032	0109	0204
Berkhamsted (BKM)	d 2202				2233		2308	2316	2336		0017	0037	0114	0209
Tring (TRI)	d 2207				2238			2321	2341		0022	0042	0119	0213
Cheddington (CED)	d				2243			2326	2346		0027	0047	0124	
Leighton Buzzard (LBZ)	d 2217	2225			2250		2321	2333	2353		0034	0054	0130	0222
Bletchley (BLY)	d 2224				2257		2328	2340	2359		0041	0101	0137	0229
Milton Keynes Central (MKC)	a 2232	2237	2241	2246	2305	2313	2336	2348	0008	0012	0049	0109	0146	0237
Milton Keynes Central (MKC)	d 2232	2238	2243	2248	2306	2314	2336	2349	0008	0013	0049	0109	0147	
Wolverton (WOL)	d	2241			2310		2340		0012		0053	0113	0150	
Northampton (NMP)	a 2248	2255			2324		2353	0004	0026		0107	0126	0205	
Northampton (NMP)	d 2251				2332									
Long Buckby (LBK)	d 2302				2343									
Rugby (RUG)	a 2313		2317	2322	2354	2346				0048s				
Coventry (COV)	a 2324			2333	0004	2357				0059s				
Birmingham International (BHI)	a 2355			2343		0007				0110s				
Birmingham New Street (BHM)	a 0008			2356		0019				0122				






NOTES (see introductory pages for explanation of train operator codes and standard symbols)

- a Arrival time
- d Departure time
- s Stops to set down only
- u Stops to pick up only
- A To Manchester Piccadilly, see table 065
- B To Crewe, see table 066
- D To Wolverhampton, see table 064
- E To Liverpool Lime Street, see table 065
- G To Preston, see table 065
- MM Monday mornings

Birmingham, Coventry, Rugby, Northampton and Milton Keynes to London

Mondays to Fridays

Operator Train ID Days of operation/Notes 1st Class/Reservations/Bus Catering facilities	LM 2Y18 MX □	LM 2N60 MO □	LM 2Y30 MO □	LM 2Y20 MX □	VT 9M62 MX A □	LM 2K00 □	LM 2N04 □	LM 2N06 □	LM 2N08 □	LM 2B00 □	LM 2K02 □	LM 2T02 □	LM 2N42 □	VT 1R00 B □	LM 2B06 □	LM 1Y02 □	VT 1R01 B □	LM 2K06 □	
Birmingham New Street (BHM)  d																		0550	
Birmingham International (BHI)  d															0540			0600	
Coventry (COV) d															0552	0538	0614		
Rugby (RUG) d															0603	0553			
Long Buckby (LBK) d																0600			
Northampton (NMP) a																0614			
Northampton (NMP) d							0415	0448	0505						0600			0623	
Wolverton (WOL) d							0427	0500	0517						0613			0637	
Milton Keynes Central (MKC) a							0430	0503	0521						0616	0622	0641	0641	
Milton Keynes Central (MKC) d					0025	0330	0431	0504	0521		0552			0617	0625		0641	0642	0648
Bletchley (BLY) d						0335	0436	0509	0526	0538	0556			0622		0637	0646	0653	
Leighton Buzzard (LBZ) d				0004		0342	0443	0515	0533	0545	0603			0629	0644	0653		0700	
Cheddington (CED) d				0014				0524		0550	0608			0634				0705	
Tring (TRI) d				0019		0355	0456	0530		0557	0614	0626	0640		0654			0711	
Berkhamsted (BKM) d			0009	0024		0400	0502	0535	0550	0602	0619	0631	0645		0700			0716	
Hemel Hempstead (HML) d			0014	0029		0404	0506	0539	0554	0606	0624	0636	0649		0705			0721	
Apsley (APS) d			0017					0542		0609	0627	0639	0653					0724	
Kings Langley (KGL) d			0020					0545		0612	0631	0643	0656					0728	
Watford Junction (WFJ) a			0024	0036	0054s	0411	0514	0549	0601	0617	0635	0647	0701	0644s	0712	0709		0732	
Watford Junction (WFJ) d	0001	0002	0025	0036		0412	0514	0550	0601	0617	0636	0648	0702		0713	0710		0733	
Bushey (BSH) a	0003	0005								0620	0638	0650			0716			0735	
Harrow & Wealdstone (HRW)  a	0008	0010	0031			0418	0520	0556	0607	0625	0644	0656			0722			0741	
Wembley Central (WMB)  a						0422	0525												
London Euston (EUS)  a	0031	0025	0045	0100	0112	0435	0539	0612	0625	0640	0706	0710	0724	0703	0740	0725	0716	0800	






Operator Train ID Days of operation/Notes 1st Class/Reservations/Bus Catering facilities	VT 1R02 C □	LM 1Y04 □	VT 1R04 D □	VT 1R06 B □	SN 2O19 E □	LM 2N10 □	VT 1R05 F □	LM 1Y06 □	LM 2N12 □	LM 1Y08 □	LM 2B14 □	LM 2B24 □	VT 1R09 B □	LM 1Y10 B □	VT 1R07 G □	LM 1U00 H □	VT 1R10 C □	LM 2K08 □
Birmingham New Street (BHM)  d		0533	0607	0630									0650	0613				
Birmingham International (BHI)  d		0548	0618	0640									0701	0630				
Coventry (COV) d		0606	0629	0651									0712	0648				
Rugby (RUG) d	0632	0617					0653							0659	0707	0710	0730	
Long Buckby (LBK) d		0627												0712				
Northampton (NMP) a		0638												0728				
Northampton (NMP) d		0639				0650		0658	0707	0715								
Wolverton (WOL) d		0651				0702		0710	0719	0727								0738
Milton Keynes Central (MKC) a	0651	0655	0656			0706	0712	0714	0723	0731			0741s	0754				
Milton Keynes Central (MKC) d	0653	0656	0700			0706	0714	0715	0723	0732				0755				0759
Bletchley (BLY) d		0701				0711			0728	0735	0742	0739	0753	0800				0805
Leighton Buzzard (LBZ) d		0708						0725	0735	0742	0747	0800	0807					0813
Cheddington (CED) d									0740			0805						
Tring (TRI) d						0727			0747			0811						0822
Berkhamsted (BKM) d						0732			0752		0800	0816						
Hemel Hempstead (HML) d					0731	0737			0756	0805	0821							0829
Apsley (APS) d						0740			0800									
Kings Langley (KGL) d						0743			0803									
Watford Junction (WFJ) a				0737s	0738	0748			0808		0812	0828						0837
Watford Junction (WFJ) d					0739	0748			0808		0813	0829						0838
Bushey (BSH) a											0816							0840
Harrow & Wealdstone (HRW)  a					0745				0814				0835					
Wembley Central (WMB)  a					0750													
London Euston (EUS)  a	0728	0738	0734	0754		0806	0750	0803	0833	0817	0834	0849	0815	0838	0802	0808	0819	0902






NOTES (see introductory pages for explanation of train operator codes and standard symbols)

- a Arrival time
- d Departure time
- s Stops to set down only
- A From Edinburgh, see table 065
- B From Wolverhampton, see table 064
- C From Manchester Piccadilly, see table 065
- D Runs from 12 September. From Wolverhampton, see table 064
- E To Clapham Junction, see table 168
- F From Liverpool Lime Street, see table 065
- G From Lancaster, see table 065
- H From Crewe, see table 066
- MO Mondays only
- MX Not Mondays

Birmingham, Coventry, Rugby, Northampton and Milton Keynes to London

Mondays to Fridays

Operator Train ID Days of operation/Notes 1st Class/Reservations/Bus Catering facilities	LM	LM	VT	LM	VT	LM	LM	VT	VT	LM	LM	LM	VT	LM	LM	VT	LM	LM	VT	LM	
	2T08	2Y86	1R15 C	1Y12	1R22 C	2Y52	2Y54	1R21 J	9R23 C	2T12	2K10	1U20 H	1R24 K	2T14	2N00	2Y56	1R26	1Y14			
	Ⓜ	Ⓜ	Ⓜ Ⓜ	Ⓜ	Ⓜ Ⓜ	Ⓜ	Ⓜ	Ⓜ Ⓜ	Ⓜ Ⓜ	Ⓜ	Ⓜ	Ⓜ	Ⓜ Ⓜ	Ⓜ	Ⓜ	Ⓜ Ⓜ	Ⓜ	Ⓜ	Ⓜ Ⓜ	Ⓜ	
Birmingham New Street (BHM)  d		0653				0716	0733	0750	0810											0814	0830
Birmingham International (BHI)  d		0706				0733	0746	0801	0819											0826	0841
Coventry (COV) d		0724				0748	0804	0812	0831											0846	0851
Rugby (RUG) d		0735	0753			0802	0816	0823				0834	0846							0858	0904
Long Buckby (LBK) d		0744				0812	0826													0908	
Northampton (NMP) a		0756				0826	0838													0920	
Northampton (NMP) d		0805		0824													0905				0924
Wolverton (WOL) d		0817		0836													0917				0936
Milton Keynes Central (MKC) a		0821		0840								0855					0921		0923		0940
Milton Keynes Central (MKC) d		0822		0841	0847							0857	0901				0922		0924		0941
Bletchley (BLY) d		0827		0846								0902					0927				0946
Leighton Buzzard (LBZ) d		0834		0853								0909					0934				0953
Cheddington (CED) d												0915									
Tring (TRI) d	0826	0843									0900	0920		0925							
Berkhamsted (BKM) d	0831	0848									0905	0925		0930	0947						
Hemel Hempstead (HML) d	0836	0853									0910	0930		0935	0951						
Apsley (APS) d	0839	0856									0914			0938							
Kings Langley (KGL) d	0843	0900									0917			0942							
Watford Junction (WFJ) a	0847	0904							0917s	0922	0937			0946	0958						
Watford Junction (WFJ) d	0848	0905								0922	0937			0947	0959						
Bushey (BSH) a	0850									0925				0950							
Harrow & Wealdstone (HRW)  a	0856									0930	0943			0955							
Wembley Central (WMB)  a																					
London Euston (EUS)  a	0910	0932	0844	0924	0921			0913	0933	0944	0958	0937	0940	1012	1023				0957	1028	

Operator Train ID Days of operation/Notes 1st Class/Reservations/Bus Catering facilities	VT	LM	VT	LM	LM	VT	VT	LM	LM	LM	LM	LM	VT	VT	LM	LM	LM	VT
	1A12 C	1U22 H	1B29 C	2T16	2K12	9A31 G	1A13 L	1W06	2T18	2N02	2Y58	1Y16	1A17 C	1B28 C	1W08	2T20	2K14	9M48 M
	Ⓜ Ⓜ	Ⓜ	Ⓜ Ⓜ	Ⓜ	Ⓜ	Ⓜ Ⓜ	Ⓜ Ⓜ	Ⓜ	Ⓜ	Ⓜ	Ⓜ	Ⓜ	Ⓜ Ⓜ	Ⓜ Ⓜ	Ⓜ	Ⓜ	Ⓜ	Ⓜ Ⓜ
Birmingham New Street (BHM)  d			0850			0910		0833			0913			0950	0933			1010
Birmingham International (BHI)  d			0900			0920		0845			0928			1000	0945			1020
Coventry (COV) d			0911			0931		0904			0946			1011	1004			1031
Rugby (RUG) d		0932						0922			0958			1023	1015			
Long Buckby (LBK) d								0933			1008				1025			
Northampton (NMP) a								0944			1020				1036			
Northampton (NMP) d								0951		1005		1025			1039			
Wolverton (WOL) d										1017		1037						
Milton Keynes Central (MKC) a		0954				0958	1006			1021		1041			1053			1058
Milton Keynes Central (MKC) d	0950	0954			0955	0959	1003	1007		1022		1043	1047		1054			1059
Bletchley (BLY) d					1000					1027		1048						1101
Leighton Buzzard (LBZ) d					1007					1034		1055						1108
Cheddington (CED) d					1012													1113
Tring (TRI) d				0957	1018				1026							1058		1119
Berkhamsted (BKM) d				1002	1023				1031	1046						1103		1124
Hemel Hempstead (HML) d				1007	1027				1035	1051						1107		1128
Apsley (APS) d				1010					1039							1111		
Kings Langley (KGL) d				1014					1042							1114		
Watford Junction (WFJ) a			0958s	1018	1034				1047	1058			1100s	1115	1118	1135		
Watford Junction (WFJ) d				1019	1035				1047	1059					1116	1119	1136	
Bushey (BSH) a				1021					1050							1121		
Harrow & Wealdstone (HRW)  a				1027					1055							1127		
Wembley Central (WMB)  a																		
London Euston (EUS)  a	1026	1030	1015	1040	1058	1033	1036	1042	1109	1123		1126	1122	1117	1131	1141	1158	1134

NOTES (see introductory pages for explanation of train operator codes and standard symbols)

- a Arrival time
- d Departure time
- s Stops to set down only
- C From Manchester Piccadilly, see table 065
- G From Lancaster, see table 065
- H From Crewe, see table 066
- J From Shrewsbury, see table 064
- K From Holyhead, see table 065
- L Runs from 12 September. From Holyhead, see table 065
- M From Blackpool North, see table 065

Birmingham, Coventry, Rugby, Northampton and Milton Keynes to London

Mondays to Fridays

Operator Train ID Days of operation/Notes 1st Class/Reservations/Bus Catering facilities	VT	LM	LM	LM	LM	LM	VT	VT	LM	LM	LM	VT	VT	LM	LM	LM	LM	LM	LM
	1A18	1U24	2T22	2N04	2Y60	1Y18	1A22	1B34	1W10	2T24	2K16	9M50	1A23	1U26	2T26	2N06	2Y62	1Y20	
	N	H					C					A	L	H					
	1R	1R	1R	1R	1R	1R	1R	1R	1R	1R	1R	1R	1R	1R	1R	1R	1R	1R	1R
	1R	1R	1R	1R	1R	1R	1R	1R	1R	1R	1R	1R	1R	1R	1R	1R	1R	1R	1R
Birmingham New Street (BHM)	d				1014			1050	1033			1110						1114	
Birmingham International (BHI)	d				1028			1100	1045			1120						1128	
Coventry (COV)	d				1047			1111	1104			1131						1147	
Rugby (RUG)	d		1053		1058			1123	1115					1153				1158	
Long Buckby (LBK)	d				1108				1125									1208	
Northampton (NMP)	a				1120				1136									1220	
Northampton (NMP)	d				1105			1125								1205		1225	
Wolverton (WOL)	d				1117			1137								1217		1237	
Milton Keynes Central (MKC)	a		1113		1121			1141			1152		1158		1214			1221	1241
Milton Keynes Central (MKC)	d	1102	1115		1122		1141	1147		1153		1156	1159	1203	1215			1222	1242
Bletchley (BLY)	d				1127			1146				1201						1227	1247
Leighton Buzzard (LBZ)	d				1134			1153				1208						1234	1254
Cheddington (CED)	d											1213							
Tring (TRI)	d			1127						1157	1219				1227				
Berkhamsted (BKM)	d			1132	1146					1202	1224				1232	1246			
Hemel Hempstead (HML)	d			1136	1151					1207	1228				1237	1251			
Apsley (APS)	d			1139						1210					1240				
Kings Langley (KGL)	d			1142						1214					1243				
Watford Junction (WFJ)	a			1147	1158				1200s	1215	1218	1235			1247	1258			
Watford Junction (WFJ)	d			1147	1158					1215	1219	1236			1248	1259			
Bushey (BSH)	a			1150							1221				1250				
Harrow & Wealdstone (HRW)	a			1155							1227				1256				
Wembley Central (WMB)	a																		
London Euston (EUS)	a	1137	1150	1215	1223		1225	1221	1217	1231	1245	1258	1234	1237	1250	1310	1323		1325

Operator Train ID Days of operation/Notes 1st Class/Reservations/Bus Catering facilities	VT	VT	LM	LM	LM	VT	VT	LM	LM	LM	LM	LM	VT	VT	LM	LM	LM	VT	
	1A27	1B40	1W12	2T28	2K18	9M51	1A28	1U28	2T30	2N08	2Y64	1Y22	1A32	1B46	1W14	2T32	2K20	9M52	
	C					M	N	H					C					A	
	1R	1R	1R	1R	1R	1R	1R	1R	1R	1R	1R	1R	1R	1R	1R	1R	1R	1R	
	1R	1R	1R	1R	1R	1R	1R	1R	1R	1R	1R	1R	1R	1R	1R	1R	1R	1R	
Birmingham New Street (BHM)	d		1150	1133				1210				1214			1250	1233		1310	
Birmingham International (BHI)	d		1200	1145				1220				1229			1300	1245		1320	
Coventry (COV)	d		1211	1204				1231				1248			1311	1304		1331	
Rugby (RUG)	d		1223	1215					1253			1258			1323	1315			
Long Buckby (LBK)	d			1225								1308				1325			
Northampton (NMP)	a			1236								1320				1336			
Northampton (NMP)	d			1241							1305	1324			1339				
Wolverton (WOL)	d										1317	1336							
Milton Keynes Central (MKC)	a			1255			1258	1314			1321	1340			1353			1358	
Milton Keynes Central (MKC)	d	1247		1255		1256	1259	1303	1315		1322	1341	1347		1353		1356	1359	
Bletchley (BLY)	d					1301					1327	1346					1401		
Leighton Buzzard (LBZ)	d					1308					1334	1353					1408		
Cheddington (CED)	d					1313											1413		
Tring (TRI)	d				1256	1319				1326						1356	1419		
Berkhamsted (BKM)	d				1301	1324				1331	1346					1401	1424		
Hemel Hempstead (HML)	d				1306	1328				1336	1351					1406	1428		
Apsley (APS)	d				1309					1339						1409			
Kings Langley (KGL)	d				1312					1342						1412			
Watford Junction (WFJ)	a		1300s	1317	1317	1335				1346	1358			1400s	1415	1416	1435		
Watford Junction (WFJ)	d			1317	1317	1336				1347	1359				1415	1417	1436		
Bushey (BSH)	a				1320					1349						1419			
Harrow & Wealdstone (HRW)	a				1325					1355						1425			
Wembley Central (WMB)	a																		
London Euston (EUS)	a	1320	1317	1333	1345	1358	1336	1339	1350	1410	1423		1424	1420	1416	1431	1445	1458	1434c

NOTES (see introductory pages for explanation of train operator codes and standard symbols)

- a Arrival time
- d Departure time
- s Stops to set down only
- c On Wednesdays arrives 3 minutes later
- A From Edinburgh, see table 065
- C From Manchester Piccadilly, see table 065
- H From Crewe, see table 066
- L Runs from 12 September. From Holyhead, see table 065
- M From Blackpool North, see table 065
- N Runs from 12 September. From Chester, see table 065

Birmingham, Coventry, Rugby, Northampton and Milton Keynes to London

Mondays to Fridays

Operator Train ID Days of operation/Notes 1st Class/Reservations/Bus Catering facilities	VT 1A33 P	LM 1U30 H	LM 2T34	LM 2N10	LM 1Y24	LM 2Y66	VT 1A37 C	VT 1B52	LM 1W16	VT 1M11 Q	LM 2T36	LM 2K22	VT 9M53 M	VT 1A38 N	LM 1U32 H	LM 2T38	LM 2N12	LM 2Y68
Birmingham New Street (BHM) d						1314		1350	1333				1410					1414
Birmingham International (BHI) d						1329		1400	1345				1420					1428
Coventry (COV) d						1348		1411	1404				1431					1446
Rugby (RUG) d		1353				1400		1423	1415	1426					1453			1458
Long Buckby (LBK) d						1410			1425									1508
Northampton (NMP) a						1423			1436									1520
Northampton (NMP) d				1404	1423				1439									1505
Wolverton (WOL) d				1416	1435													1517
Milton Keynes Central (MKC) a		1414		1420	1439				1453				1458		1514			1521
Milton Keynes Central (MKC) d	1403	1415		1422	1440		1450		1454			1457	1459	1503	1515			1522
Bletchley (BLY) d				1427	1445							1502						1527
Leighton Buzzard (LBZ) d				1434	1452							1509						1534
Cheddington (CED) d												1514						
Tring (TRI) d			1425								1457	1520				1527		
Berkhamsted (BKM) d			1430	1446							1502	1525				1532	1546	
Hemel Hempstead (HML) d			1435	1451							1507	1529				1537	1551	
Apsley (APS) d			1438								1510					1540		
Kings Langley (KGL) d			1442								1513					1543		
Watford Junction (WFJ) a			1446	1458				1500s	1515		1517	1536				1547	1558	
Watford Junction (WFJ) d			1447	1459					1516		1518	1537				1548	1559	
Bushey (BSH) a			1449								1520					1550		
Harrow & Wealdstone (HRW) a			1455								1526					1556		
Wembley Central (WMB) a																		
London Euston (EUS) a	1437c	1450	1516	1523	1522		1527	1516	1532	1519	1540	1601	1535	1538	1550	1611	1622	

Operator Train ID Days of operation/Notes 1st Class/Reservations/Bus Catering facilities	LM 1Y26	VT 1A42 R	VT 1B58	LM 1W18	LM 2T40	LM 2K24	VT 9M54 A	VT 1A43 L	LM 1U34 H	LM 2T42	LM 2N90	LM 2Y70	LM 1Y28	VT 1A47 C	VT 1B64	LM 1W20	LM 2T44	LM 2K26
Birmingham New Street (BHM) d			1450	1433			1510					1514			1550	1533		
Birmingham International (BHI) d			1500	1445			1520					1528			1600	1545		
Coventry (COV) d			1511	1504			1531					1547			1611	1604		
Rugby (RUG) d			1523	1515					1553			1558			1623	1615		
Long Buckby (LBK) d				1525								1609				1625		
Northampton (NMP) a				1536								1621				1636		
Northampton (NMP) d	1525			1539							1605		1624			1639		
Wolverton (WOL) d	1537										1617		1638					
Milton Keynes Central (MKC) a	1541			1553			1558		1614		1621		1642			1654		
Milton Keynes Central (MKC) d	1542	1547		1553		1556	1559	1603	1615		1622		1642	1647		1654		1655
Bletchley (BLY) d	1547					1600					1627		1647					1700
Leighton Buzzard (LBZ) d	1554					1607					1634		1654					1707
Cheddington (CED) d						1613												1711
Tring (TRI) d					1600	1618				1627							1657	1717
Berkhamsted (BKM) d					1605	1623				1632	1646						1702	1723
Hemel Hempstead (HML) d					1609	1628				1637	1651						1707	1727
Apsley (APS) d					1612					1640							1710	
Kings Langley (KGL) d					1615					1643							1714	
Watford Junction (WFJ) a			1600s	1615	1620	1635				1647	1658				1700s	1717	1718	1735
Watford Junction (WFJ) d				1615	1621	1636				1648	1659					1717	1719	1735
Bushey (BSH) a					1623					1650							1721	
Harrow & Wealdstone (HRW) a					1629					1656							1727	
Wembley Central (WMB) a																		
London Euston (EUS) a	1625	1620	1616	1631	1647	1700	1634	1637	1650	1712	1723		1726	1720	1717	1733	1741	1801

NOTES (see introductory pages for explanation of train operator codes and standard symbols)

- a Arrival time
- d Departure time
- s Stops to set down only
- c On Wednesdays arrives 3 minutes later
- A From Edinburgh, see table 065
- C From Manchester Piccadilly, see table 065
- H From Crewe, see table 066
- L Runs from 12 September. From Holyhead, see table 065
- M From Blackpool North, see table 065
- N Runs from 12 September. From Chester, see table 065
- P From Chester, see table 065
- Q From Glasgow Central, see table 065
- R Runs from 12 September. From Manchester Piccadilly, see table 065

Birmingham, Coventry, Rugby, Northampton and Milton Keynes to London

Mondays to Fridays

Operator Train ID Days of operation/Notes 1st Class/Reservations/Bus Catering facilities	VT 9M55 M [R] [X]	VT 1A48 K [R] [X]	LM 1U36 H [R]	LM 2T46 [R]	VT 1B70 [R] [X]	LM 2N92 [R]	LM 2Y72 [R]	LM 1Y30 [R]	VT 1A52 C [R] [X]	LM 1W22 [R]	LM 2T50 [R]	LM 2K28 [R]	VT 9M56 A [R] [X]	VT 1A53 K [R] [X]	LM 1U38 H [R]	LM 2T52 [R]	LM 2N94 [R]	LM 2Y74 [R]
Birmingham New Street (BHM) d	1610				1650		1614			1633			1710					1714
Birmingham International (BHI) d	1620				1700		1628			1645			1720					1728
Coventry (COV) d	1631				1711		1647			1704			1731					1747
Rugby (RUG) d			1653		1723		1658			1715					1753			1758
Long Buckby (LBK) d							1708			1726								1808
Northampton (NMP) a							1720			1737								1820
Northampton (NMP) d						1706		1724		1739								1805
Wolverton (WOL) d						1719		1737										1817
Milton Keynes Central (MKC) a	1658		1714			1723		1741		1753			1758		1814			1821
Milton Keynes Central (MKC) d	1659	1703	1715			1724		1742	1747	1754		1757	1759	1803	1815			1822
Bletchley (BLY) d						1729		1747				1803						1827
Leighton Buzzard (LBZ) d						1736		1755				1810						1834
Cheddington (CED) d												1814						
Tring (TRI) d				1727							1759	1821						1825
Berkhamsted (BKM) d				1732		1748					1805	1826						1830 1847
Hemel Hempstead (HML) d				1737		1753					1809	1830						1835 1852
Apsley (APS) d				1740								1813						1838
Kings Langley (KGL) d				1743								1816						1842
Watford Junction (WFJ) a				1747	1800s	1803				1815	1821	1837						1846 1859
Watford Junction (WFJ) d				1748		1806				1816	1822	1839						1847 1900
Bushey (BSH) a				1750							1824							1849
Harrow & Wealdstone (HRW) a				1756							1829							1854
Wembley Central (WMB) a																		
London Euston (EUS) a	1736	1739	1752	1811	1816	1828		1825	1820	1831	1843	1902	1834	1837	1850	1910	1923	

Operator Train ID Days of operation/Notes 1st Class/Reservations/Bus Catering facilities	VT 1A55 F [R] [X]	LM 1Y32 [R]	VT 1A57 C [R] [X]	LM 1W24 [R]	LM 2T54 [R]	LM 2K32 [R]	VT 9M84 M [R] [X]	LM 1U40 H [R]	VT 1B80 [R] [X]	LM 2T56 [R]	LM 2N96 [R]	LM 2Y76 [R]	VT 1A61 C [R] [X]	LM 1Y34 [R]	VT 1A62 C [R] [X]	LM 1W26 [R]	LM 2T58 [R]	LM 2K36 [R]
Birmingham New Street (BHM) d				1733			1810		1830			1814				1833		
Birmingham International (BHI) d				1746			1820		1840			1829				1845		
Coventry (COV) d				1804			1831		1853			1848				1904		
Rugby (RUG) d				1815				1853	1905			1859				1915		
Long Buckby (LBK) d				1825								1909				1925		
Northampton (NMP) a				1836								1921				1936		
Northampton (NMP) d		1825		1838							1905			1925		1941		
Wolverton (WOL) d		1837									1917			1937				
Milton Keynes Central (MKC) a		1841		1852			1858	1914			1921			1941		1955		
Milton Keynes Central (MKC) d	1825	1842	1847	1852		1855	1859	1915			1922		1934	1943	1948	1955		1957
Bletchley (BLY) d		1847				1900					1927			1948				2002
Leighton Buzzard (LBZ) d		1854				1908					1934			1955				2010
Cheddington (CED) d						1913												2014
Tring (TRI) d					1859	1919				1929								1956 2020
Berkhamsted (BKM) d					1904	1924				1934	1946							2001 2025
Hemel Hempstead (HML) d					1908	1929				1938	1951							2005 2030
Apsley (APS) d					1912					1941								2009
Kings Langley (KGL) d					1915					1944								2012
Watford Junction (WFJ) a				1914	1920	1936			1942s	1949	1958					2017	2017	2037
Watford Junction (WFJ) d				1914	1920	1936				1949	1959					2017	2017	2038
Bushey (BSH) a					1923					1952								2020
Harrow & Wealdstone (HRW) a					1928					1957								2025
Wembley Central (WMB) a																		
London Euston (EUS) a	1859	1924	1920	1930	1941	1958	1933	1950	1958	2011	2028		2007	2027	2022	2033	2046	2101

NOTES (see introductory pages for explanation of train operator codes and standard symbols)

- a Arrival time
- d Departure time
- s Stops to set down only
- A From Edinburgh, see table 065
- C From Manchester Piccadilly, see table 065
- F From Liverpool Lime Street, see table 065
- H From Crewe, see table 066
- K From Holyhead, see table 065
- M From Blackpool North, see table 065

Birmingham, Coventry, Rugby, Northampton and Milton Keynes to London

Mondays to Fridays

Operator Train ID Days of operation/Notes 1st Class/Reservations/Bus Catering facilities	VT	LM	VT	LM	VT	LM	VT	VT	LM	LM	LM	VT	LM	SN	LM	LM	VT	VT
	9M86	1U42	1B86	2N14	1A66	1Y36	1M17	1A67	2T62	2K40	1W28	9M59	1U44	2O75	2N98	1Y38	1A71	1M18
	A	H			R		Q	C				M	H	E			C	Q
	☐☐	☐	☐☐	☐	☐☐	☐	☐☐	☐☐	☐	☐	☐	☐☐	☐	☐	☐	☐	☐☐	☐☐
	☒		☒		☒		☒	☒				☒					☒	☒
Birmingham New Street (BHM) d	1910		1930			1913					1939	2010				2014		
Birmingham International (BHI) d	1920		1941			1928					1953	2020				2026		
Coventry (COV) d	1931		1952			1948					2012	2031				2045		
Rugby (RUG) d		1956	2006			1959					2023	2043	2049			2056		2130
Long Buckby (LBK) d						2009					2033					2106		
Northampton (NMP) a						2021					2044					2116		
Northampton (NMP) d				2006		2027					2048				2113	2118		
Wolverton (WOL) d				2018		2039									2125	2130		
Milton Keynes Central (MKC) a	1959	2017		2022		2043					2102	2105	2110		2129	2134		2149
Milton Keynes Central (MKC) d	2000	2018		2022	2032	2045	2046	2051		2056	2102	2106	2111		2129	2135	2137	2151
Bletchley (BLY) d				2027		2050				2101					2135	2140		
Leighton Buzzard (LBZ) d				2034		2057				2108					2142	2147		
Cheddington (CED) d										2114								
Tring (TRI) d									2058	2119								
Berkhamsted (BKM) d				2047					2103	2124					2155			
Hemel Hempstead (HML) d				2051					2108	2129			2133		2159			
Apsley (APS) d									2111									
Kings Langley (KGL) d									2114									
Watford Junction (WFJ) a			2042s	2058					2118	2136		2127s	2132	2146	2206			
Watford Junction (WFJ) d				2059					2119	2138			2133	2151	2207			
Bushey (BSH) a									2121									
Harrow & Wealdstone (HRW) a									2127					2157				
Wembley Central (WMB) a									2132									
London Euston (EUS) a	2036	2053	2059	2122	2106	2128	2119	2123	2143	2200	2138	2143	2148		2224	2217	2209	2227






Operator Train ID Days of operation/Notes 1st Class/Reservations/Bus Catering facilities	VT	VT	LM	LM	LM	LM	LM	VT	VT	VT	VT	LM	LM	LM	LM	LM	VT	VT
	1A72	9M60	1W30	2K44	2Y16	1N80	2Y82	1M19	1A74	1A75	1B45	2Y18	1N90	2Y20	1N92	2Y84	9M62	
	C	A				H		Q	F	C			H		H	S	A	
	☐☐	☐☐	☐	☐	☐	☐	☐	☐☐	☐☐	☐☐	☐☐	☐	☐	☐	☐	☐	☐☐	
	☒	☒						☒	☒	☒	☒						☒	
Birmingham New Street (BHM) d		2110	2033		2053		2133				2210	2154		2213		2253	2310	
Birmingham International (BHI) d		2120	2050		2106		2143				2220	2206		2232		2305	2320	
Coventry (COV) d		2131	2110		2122		2203				2231	2221		2250		2324	2331	
Rugby (RUG) d			2124		2133	2200	2213		2231		2245	2233	2242	2301	2306	2334	2344	
Long Buckby (LBK) d			2134		2143	2210	2223					2244	2252	2311		2344		
Northampton (NMP) a			2145		2157	2222	2236					2256	2304	2323	2327	2357	0006s	
Northampton (NMP) d			2148		2207							2257		2336				
Wolverton (WOL) d					2219							2309		2348				
Milton Keynes Central (MKC) a		2158	2203		2223				2253		2306	2313		2352			0024	
Milton Keynes Central (MKC) d	2154	2200	2203	2205	2224			2242	2254	2301	2308	2313		2352			0025	
Bletchley (BLY) d				2210	2229							2318		2357				
Leighton Buzzard (LBZ) d				2217	2236							2325		0004				
Cheddington (CED) d				2222								2335		0014				
Tring (TRI) d				2228								2340		0019				
Berkhamsted (BKM) d				2233	2248							2345		0024				
Hemel Hempstead (HML) d				2237	2253							2350		0029				
Apsley (APS) d				2240								2353						
Kings Langley (KGL) d				2243								2356						
Watford Junction (WFJ) a	2214s	2219s		2248	2300			2310s	2325s	2330s	2337s	0001		0036			0054s	
Watford Junction (WFJ) d				2248	2301							0001		0036				
Bushey (BSH) a				2251								0003						
Harrow & Wealdstone (HRW) a				2256								0008						
Wembley Central (WMB) a																		
London Euston (EUS) a	2230	2241	2246	2316	2330			2333	2344	2348	0001	0031		0100			0112	






NOTES (see introductory pages for explanation of train operator codes and standard symbols)

- a Arrival time
- d Departure time
- s Stops to set down only
- A From Edinburgh, see table 065
- C From Manchester Piccadilly, see table 065
- E To Clapham Junction, see table 168
- F From Liverpool Lime Street, see table 065
- H From Crewe, see table 066
- M From Blackpool North, see table 065
- Q From Glasgow Central, see table 065
- R Runs from 12 September. From Manchester Piccadilly, see table 065
- S From Rugeley Trent Valley, see table 069

Birmingham, Coventry, Rugby, Northampton and Milton Keynes to London

Saturdays

Operator Train ID Days of operation/Notes 1st Class/Reservations/Bus Catering facilities	LM 2Y18	LM 2Y20	VT 9M62 A 1R X	LM 2K02	LM 2K04	LM 2N00	LM 2B02	LM 2N02	LM 1Y02	LM 2B04	LM 2K06	LM 1Y04	VT 1B02 B 1R X	VT 1A01 C 1R X	VT 1B00 B 1R X	LM 2B06	LM 2N04	LM 1U00 D 1R 1
Birmingham New Street (BHM)  d												0529	0608		0630			
Birmingham International (BHI)  d												0542	0618		0641			
Coventry (COV) d												0601	0630		0653			
Rugby (RUG) d												0612		0651				0705
Long Buckby (LBK) d												0622						
Northampton (NMP) a												0633						
Northampton (NMP) d						0515		0604	0614			0638						0705
Wolverton (WOL) d						0527		0616				0650						0717
Milton Keynes Central (MKC) a			0024			0531		0620	0628			0654	0657	0710				0721
Milton Keynes Central (MKC) d			0025	0340	0435	0532		0620	0628		0647	0655	0658	0712				0722
Bletchley (BLY) d				0345	0440	0537	0610	0625		0640	0652	0700				0709	0727	
Leighton Buzzard (LBZ) d		0004		0352	0447	0544	0616	0632	0637	0647	0659	0707				0715	0733	
Cheddington (CED) d		0014				0551						0704						
Tring (TRI) d		0019		0404	0459	0556	0626	0642		0656	0710							0725
Berkhamsted (BKM) d		0024		0409	0504	0601	0631	0647		0701	0715					0730	0746	
Hemel Hempstead (HML) d		0029		0413	0508	0606	0636	0652		0705	0719					0735	0751	
Apsley (APS) d						0609	0639			0708						0738		
Kings Langley (KGL) d						0612	0642			0712						0741		
Watford Junction (WFJ) a		0036	0054s	0420	0515	0616	0646	0659		0716	0726		0717s	0734s	0739s	0745	0758	
Watford Junction (WFJ) d	0001	0036		0421	0516	0617	0647	0705		0717	0727					0746	0759	
Bushey (BSH) a	0003					0619	0649			0719						0748		
Harrow & Wealdstone (HRW)  a	0008			0427	0522	0625	0655			0725						0754		
Wembley Central (WMB)  a				0431	0526													
London Euston (EUS)  a	0031	0100	0112	0445	0540	0640	0716	0722	0707	0741	0750	0737	0734	0751	0755	0810	0818	0759

Operator Train ID Days of operation/Notes 1st Class/Reservations/Bus Catering facilities	VT 1A03 C 1R X	LM 1Y06	VT 1A04 E 1R X	LM 2T08	LM 2Y50	LM 2N06	LM 1W02	VT 1B04 B 1R X	LM 1U16 D 1R 1	VT 1A06 C 1R X	VT 1B05 B 1R X	LM 2T10	LM 2N52	LM 2Y52	LM 1Y10	VT 1A09 C 1R X	VT 1A72 F 1R X	LM 2T12
Birmingham New Street (BHM)  d					0612		0633	0710			0730				0716			
Birmingham International (BHI)  d					0630		0645	0720			0740				0728			
Coventry (COV) d					0649		0704	0731			0751				0748			
Rugby (RUG) d	0716				0700		0714		0743	0754	0805				0800			
Long Buckby (LBK) d					0710		0724								0810			
Northampton (NMP) a					0722		0736								0822			
Northampton (NMP) d		0722				0730	0737						0805		0825			
Wolverton (WOL) d		0734				0742							0817		0837			
Milton Keynes Central (MKC) a	0735	0738				0746	0752	0759	0804				0821		0841			
Milton Keynes Central (MKC) d	0737	0739	0740			0747	0754	0801	0805				0822		0842	0847	0852	
Bletchley (BLY) d		0743				0752							0827		0847			
Leighton Buzzard (LBZ) d		0750				0759							0833		0854			
Cheddington (CED) d						0803												
Tring (TRI) d					0756	0810						0826						0856
Berkhamsted (BKM) d					0801	0815						0831	0846					0901
Hemel Hempstead (HML) d					0806	0819						0836	0851					0906
Apsley (APS) d					0809							0839						0909
Kings Langley (KGL) d					0812							0842						0912
Watford Junction (WFJ) a					0816	0826	0815				0841s	0847	0858					0916
Watford Junction (WFJ) d					0817	0827	0816					0847	0859					0917
Bushey (BSH) a					0819							0850						0919
Harrow & Wealdstone (HRW)  a					0825							0855						0925
Wembley Central (WMB)  a					0829													0929
London Euston (EUS)  a	0809	0821	0812	0842		0846	0836	0834	0840	0844	0857	0910	0922		0926	0921	0928	0942

NOTES (see introductory pages for explanation of train operator codes and standard symbols)

- a Arrival time
- d Departure time
- s Stops to set down only
- A From Edinburgh, see table 065
- B From Wolverhampton, see table 064
- C From Manchester Piccadilly, see table 065
- D From Crewe, see table 066
- E From Lancaster, see table 065
- F Runs from 17 September. From Chester, see table 065

Birmingham, Coventry, Rugby, Northampton and Milton Keynes to London

Saturdays

Operator	Train ID	LM 1W04	LM 2K10	VT 9A46 B	VT 1B08	LM 1U18 D	LM 2T14	LM 2N60	LM 2Y54	LM 1U20 D	LM 1Y14	VT 1A14 C	LM 1W06	VT 1M06 G	LM 2T16	LM 2K12	VT 1B48	VT 1A15 H	LM 1U22 D
Days of operation/Notes		□	□	□	□	□	□	□	□	□	□	□	□	□	□	□	□	□	□
1st Class/Reservations/Bus Catering facilities		□	□	□	□	□	□	□	□	□	□	□	□	□	□	□	□	□	□
Birmingham New Street (BHM)	12 d	0733		0810	0830				0814				0833					0910	
Birmingham International (BHI)	← d	0745		0820	0840				0826				0845					0920	
Coventry (COV)	d	0804		0831	0851				0848				0904					0931	
Rugby (RUG)	d	0814				0843			0859	0903			0914	0923					0953
Long Buckby (LBK)	d	0824							0909				0926						
Northampton (NMP)	a	0836							0921				0937						
Northampton (NMP)	d	0841						0905			0925		0938						
Wolverton (WOL)	d							0917			0937								
Milton Keynes Central (MKC)	a	0855		0859		0905		0921		0924	0941		0952				0957		1015
Milton Keynes Central (MKC)	d	0855	0856	0901		0914		0922		0925	0942	0947	0953			0956	0959	1002	1016
Bletchley (BLY)	d		0901					0927			0947					1001			
Leighton Buzzard (LBZ)	d		0908					0934			0954					1008			
Cheddington (CED)	d		0913													1013			
Tring (TRI)	d		0919				0925								0956	1019			
Berkhamsted (BKM)	d		0924				0930	0946							1001	1024			
Hemel Hempstead (HML)	d		0928				0935	0951							1006	1028			
Apsley (APS)	d						0938								1009				
Kings Langley (KGL)	d						0941								1012				
Watford Junction (WFJ)	a	0917	0935		0938s		0945	0958					1014		1016	1035			
Watford Junction (WFJ)	d	0918	0936				0946	0959					1015		1017	1036			
Bushey (BSH)	a						0948								1019				
Harrow & Wealdstone (HRW)	⊖ a						0954								1025				
Wembley Central (WMB)	⊖ a														1029				
London Euston (EUS)	⊖ 15 a	0938	0958	0936	0955	0950	1010	1022		1000	1025	1021	1035	1014	1042	1058	1033	1036	1052






Operator	Train ID	VT 1Z11	LM 2T18	LM 2N62	LM 2Y56	LM 1Y16	VT 1A19 C	LM 1W08	LM 2T20	LM 2K14	VT 9M48 J	VT 1A20 H	LM 1U24 D	VT 1B14	LM 2T22	LM 2N64	LM 2Y58	LM 1Y18	VT 1A24 C
Days of operation/Notes		□	□	□	□	□	□	□	□	□	□	□	□	□	□	□	□	□	□
1st Class/Reservations/Bus Catering facilities		□	□	□	□	□	□	□	□	□	□	□	□	□	□	□	□	□	□
Birmingham New Street (BHM)	12 d	0930			0914			0933			1010			1030				1014	
Birmingham International (BHI)	← d	0940			0925			0945			1020			1040				1026	
Coventry (COV)	d	0951			0947			1004			1031			1051				1048	
Rugby (RUG)	d	1004			0958			1014					1053	1104				1059	
Long Buckby (LBK)	d				1008			1024										1109	
Northampton (NMP)	a				1020			1036										1121	
Northampton (NMP)	d			1005		1025		1038								1105		1125	
Wolverton (WOL)	d			1017		1037										1117		1137	
Milton Keynes Central (MKC)	a			1021		1041		1052			1058		1114			1121		1141	
Milton Keynes Central (MKC)	d			1022		1041	1047	1053		1056	1059	1102	1115			1122		1141	1147
Bletchley (BLY)	d			1027		1046				1101						1127		1146	
Leighton Buzzard (LBZ)	d			1034		1053				1108						1134		1153	
Cheddington (CED)	d									1113									
Tring (TRI)	d		1026						1056	1119					1125				
Berkhamsted (BKM)	d		1031	1046					1101	1124				1130	1146				
Hemel Hempstead (HML)	d		1036	1051					1106	1128				1135	1151				
Apsley (APS)	d		1039						1109					1138					
Kings Langley (KGL)	d		1042						1112					1141					
Watford Junction (WFJ)	a	1041s	1046	1058				1114	1116	1135				1140s	1145	1158			
Watford Junction (WFJ)	d		1047	1059				1115	1117	1136					1146	1159			
Bushey (BSH)	a		1049						1119						1148				
Harrow & Wealdstone (HRW)	⊖ a		1055						1125						1154				
Wembley Central (WMB)	⊖ a								1129										
London Euston (EUS)	⊖ 15 a	1057	1110	1122		1125	1120	1136	1142	1158	1133	1136	1150	1156	1210	1222		1224	1220






NOTES (see introductory pages for explanation of train operator codes and standard symbols)

- a Arrival time
- d Departure time
- s Stops to set down only
- B From Wolverhampton, see table 064
- C From Manchester Piccadilly, see table 065
- D From Crewe, see table 066
- G From Glasgow Central, see table 065
- H From Holyhead, see table 065
- J From Preston, see table 065

Birmingham, Coventry, Rugby, Northampton and Milton Keynes to London

Saturdays

Operator Train ID Days of operation/Notes 1st Class/Reservations/Bus Catering facilities	VT	LM	LM	LM	VT	VT	LM	LM	LM	LM	LM	VT	VT	LM	LM	LM	VT	LM	
	1B15	1W10	2T24	2K16	9M50 A	1A25 K	1U26 D	2T26	2N66	2Y60	1Y20	1A29 C	1B18	1W12	2T28	2K18	9M51 L	1U28 D	
	☐	☐	☐	☐	☐	☐	☐	☐	☐	☐	☐	☐	☐	☐	☐	☐	☐	☐	
	☒	☒	☒	☒	☒	☒	☒	☒	☒	☒	☒	☒	☒	☒	☒	☒	☒	☒	
Birmingham New Street (BHM)  d	1050	1033			1110					1114			1150	1133			1210		
Birmingham International (BHI)  d	1100	1045			1120					1126			1200	1145			1220		
Coventry (COV) d	1111	1104			1131					1148			1211	1204			1231		
Rugby (RUG) d	1123	1114					1154			1159			1223	1214				1253	
Long Buckby (LBK) d		1124								1209				1224					
Northampton (NMP) a		1136								1222				1236					
Northampton (NMP) d		1138							1205		1225			1238					
Wolverton (WOL) d									1217		1237								
Milton Keynes Central (MKC) a		1152			1157		1215		1221		1241			1252			1258	1314	
Milton Keynes Central (MKC) d		1152		1156	1158	1203	1215		1222		1242	1247		1253		1256	1259	1315	
Bletchley (BLY) d				1201					1227		1247					1301			
Leighton Buzzard (LBZ) d				1208					1234		1254					1308			
Cheddington (CED) d				1213												1313			
Tring (TRI) d			1156	1219				1225							1256	1319			
Berkhamsted (BKM) d			1201	1224				1230	1246						1301	1324			
Hemel Hempstead (HML) d			1206	1228				1235	1251						1306	1328			
Apsley (APS) d			1209					1238							1309				
Kings Langley (KGL) d			1212					1241							1312				
Watford Junction (WFJ) a	1200s	1214	1216	1235				1245	1258				1300s	1314	1316	1335			
Watford Junction (WFJ) d		1214	1217	1236				1246	1259					1315	1317	1336			
Bushey (BSH) a			1219					1248							1319				
Harrow & Wealdstone (HRW)  a			1225					1254							1325				
Wembley Central (WMB)  a			1229												1329				
London Euston (EUS)  a	1217	1235	1242	1258	1233	1236	1251	1310	1322			1325	1320	1317	1335	1342	1358	1333	1350

Operator Train ID Days of operation/Notes 1st Class/Reservations/Bus Catering facilities	LM	LM	LM	LM	VT	VT	LM	LM	LM	VT	VT	LM	LM	LM	LM	LM	VT	VT
	2T30	2N08	2Y62	1Y22	1A34 C	1B21	1W14	2T32	2K20	9M52 A	1A35 F	1U30 D	2T34	2N10	2Y64	1Y24	1A39 C	1B24
	☐	☐	☐	☐	☐	☐	☐	☐	☐	☐	☐	☐	☐	☐	☐	☐	☐	☐
	☒	☒	☒	☒	☒	☒	☒	☒	☒	☒	☒	☒	☒	☒	☒	☒	☒	☒
Birmingham New Street (BHM)  d			1214			1250	1233			1310					1314			1350
Birmingham International (BHI)  d			1226			1300	1245			1320					1326			1400
Coventry (COV) d			1248			1311	1304			1331					1346			1411
Rugby (RUG) d			1259			1323	1314					1353			1359			1423
Long Buckby (LBK) d			1309				1324								1409			
Northampton (NMP) a			1321				1336								1421			
Northampton (NMP) d		1305		1325			1338							1405			1422	
Wolverton (WOL) d		1317		1337										1417			1434	
Milton Keynes Central (MKC) a		1321		1341			1352			1358		1414		1421			1438	
Milton Keynes Central (MKC) d		1322		1343	1347		1353		1356	1359	1403	1415		1422		1439	1452	
Bletchley (BLY) d		1327		1348					1401					1427		1444		
Leighton Buzzard (LBZ) d		1334		1355					1408					1434		1451		
Cheddington (CED) d									1413									
Tring (TRI) d	1326							1356	1419				1425					
Berkhamsted (BKM) d	1331	1346						1401	1424				1430	1446				
Hemel Hempstead (HML) d	1336	1351						1406	1428				1435	1451				
Apsley (APS) d	1339							1409					1438					
Kings Langley (KGL) d	1342							1412					1441					
Watford Junction (WFJ) a	1346	1358				1400s	1414	1416	1435				1445	1458				1500s
Watford Junction (WFJ) d	1347	1359					1415	1417	1436				1446	1459				
Bushey (BSH) a	1349							1419					1448					
Harrow & Wealdstone (HRW)  a	1355							1425					1454					
Wembley Central (WMB)  a								1429										
London Euston (EUS)  a	1410	1422		1425	1420	1417	1435	1442	1458	1433	1436	1450	1510	1522		1525	1528	1518

NOTES (see introductory pages for explanation of train operator codes and standard symbols)

- a Arrival time
- d Departure time
- s Stops to set down only
- A From Edinburgh, see table 065
- C From Manchester Piccadilly, see table 065
- D From Crewe, see table 066
- F Runs from 17 September. From Chester, see table 065
- K Runs from 17 September. From Holyhead, see table 065
- L From Blackpool North, see table 065

Birmingham, Coventry, Rugby, Northampton and Milton Keynes to London

Saturdays

Operator Train ID Days of operation/Notes 1st Class/Reservations/Bus Catering facilities	LM	VT	LM	LM	VT	VT	LM	LM	LM	LM	LM	VT	VT	LM	LM	LM	VT	VT	
	1W16	1M11 G	2T36	2K22	9M53 J	1A40 M	1U32 D	2T38	2N12	2Y66	1Y26	1A44 C	1B27	1W18	2T40	2K24	9M54 A	1A45 M	
	□	□ □ ☒	□	□	□ □ ☒	□ □ ☒	□	□	□	□	□	□ □ ☒	□ □ ☒	□	□	□	□ □ ☒	□ □ ☒	
Birmingham New Street (BHM) d	1333				1410					1414			1450	1433				1510	
Birmingham International (BHI) d	1345				1420					1426			1500	1445				1520	
Coventry (COV) d	1404				1431					1448			1511	1504				1531	
Rugby (RUG) d	1414	1428					1453			1459			1523	1514					
Long Buckby (LBK) d	1424									1509				1524					
Northampton (NMP) a	1436									1521				1536					
Northampton (NMP) d	1439							1501		1524				1538					
Wolverton (WOL) d								1513		1536									
Milton Keynes Central (MKC) a	1454				1458		1514	1517		1540				1552				1558	
Milton Keynes Central (MKC) d	1455			1456	1459	1503	1515	1522		1541	1547		1553			1557	1559	1603	
Bletchley (BLY) d				1501				1527		1547						1602			
Leighton Buzzard (LBZ) d				1508				1534		1554						1609			
Cheddington (CED) d				1513												1614			
Tring (TRI) d			1456	1519				1525							1556	1620			
Berkhamsted (BKM) d			1501	1524				1530	1546						1601	1625			
Hemel Hempstead (HML) d			1506	1528				1535	1551						1606	1629			
Apsley (APS) d			1509					1538							1609				
Kings Langley (KGL) d			1512					1541							1612				
Watford Junction (WFJ) a	1516		1516	1535				1545	1558			1600s	1614	1616	1636				
Watford Junction (WFJ) d	1517		1517	1536				1546	1559				1615	1617	1637				
Bushey (BSH) a			1519					1548							1619				
Harrow & Wealdstone (HRW) a			1525					1554							1625				
Wembley Central (WMB) a			1529												1629				
London Euston (EUS) a	1537	1521	1542	1600	1535	1538	1550	1610	1623		1625	1620	1617	1635	1642	1700	1633	1637	

Operator Train ID Days of operation/Notes 1st Class/Reservations/Bus Catering facilities	LM	LM	LM	LM	LM	VT	VT	LM	LM	LM	VT	VT	LM	LM	LM	LM	LM	VT	
	1U34 D	2T42	2N14	2Y68	1Y28	1A49 C	1B30	1W20	2T44	2K26	9M55 J	1A50 H	1U36 D	2T46	2N16	2Y70	1Y30	1A54 C	
	□	□	□	□	□	□ □ ☒	□ □ ☒	□	□	□	□ □ ☒	□ □ ☒	□	□	□	□	□	□ □ ☒	
Birmingham New Street (BHM) d				1514			1550	1533			1610						1614		
Birmingham International (BHI) d				1526			1600	1545			1620						1626		
Coventry (COV) d				1548			1611	1604			1631						1648		
Rugby (RUG) d	1553			1559			1623	1614					1653				1659		
Long Buckby (LBK) d				1609				1624									1709		
Northampton (NMP) a				1621				1636									1721		
Northampton (NMP) d			1605		1625			1639							1705		1725		
Wolverton (WOL) d			1617		1637										1717		1737		
Milton Keynes Central (MKC) a	1614		1621		1641			1653			1658		1714		1721		1741		
Milton Keynes Central (MKC) d	1615		1622		1642	1647		1653		1656	1659	1703	1715		1722		1742	1747	
Bletchley (BLY) d			1627		1647					1701					1727		1747		
Leighton Buzzard (LBZ) d			1634		1654					1708					1734		1754		
Cheddington (CED) d										1713									
Tring (TRI) d		1625							1656	1719				1725					
Berkhamsted (BKM) d		1630	1646						1701	1724				1730	1746				
Hemel Hempstead (HML) d		1635	1651						1706	1728				1735	1751				
Apsley (APS) d		1638							1709					1738					
Kings Langley (KGL) d		1641							1712					1741					
Watford Junction (WFJ) a		1645	1658				1700s	1715	1716	1735				1745	1758				
Watford Junction (WFJ) d		1646	1659					1715	1717	1736				1746	1759				
Bushey (BSH) a		1648							1719					1748					
Harrow & Wealdstone (HRW) a		1654							1725					1754					
Wembley Central (WMB) a									1729										
London Euston (EUS) a	1650	1710	1722		1726	1721	1717	1736	1742	1758	1734	1737	1750	1810	1822		1825	1821	

NOTES (see introductory pages for explanation of train operator codes and standard symbols)

- a Arrival time
- d Departure time
- s Stops to set down only
- A From Edinburgh, see table 065
- C From Manchester Piccadilly, see table 065
- D From Crewe, see table 066
- G From Glasgow Central, see table 065
- H From Holyhead, see table 065
- J From Preston, see table 065
- M From Chester, see table 065

Birmingham, Coventry, Rugby, Northampton and Milton Keynes to London

Saturdays

Operator Train ID Days of operation/Notes 1st Class/Reservations/Bus Catering facilities	VT	LM	LM	LM	VT	VT	LM	LM	LM	LM	LM	LM	VT	VT	LM	LM	VT	LM
	1B33	1W22	2T48	2K28	9M56 A	1A55 F	1U38 D	2T50	2N18	2Y72	1Y32	1W24	1B36	1A59 C	2T52	2K30	9M57 J	1U40 D
Birmingham New Street (BHM) d	1650	1633			1710					1714		1733	1750					1810
Birmingham International (BHI) d	1700	1645			1720					1726		1746	1800					1820
Coventry (COV) d	1711	1704			1731					1748		1804	1811					1831
Rugby (RUG) d	1723	1714					1753			1759		1815	1823					1853
Long Buckby (LBK) d		1724								1809		1825						
Northampton (NMP) a		1736								1821		1836						
Northampton (NMP) d		1738						1804			1828							
Wolverton (WOL) d								1816			1840							
Milton Keynes Central (MKC) a		1752			1758		1814	1820			1844							1858 1914
Milton Keynes Central (MKC) d		1753		1756	1759	1803	1815	1822		1844			1847			1856	1859	1915
Bletchley (BLY) d				1801				1827		1849						1901		
Leighton Buzzard (LBZ) d				1808				1834		1856						1908		
Cheddington (CED) d				1813												1914		
Tring (TRI) d			1756	1819				1825								1856	1919	
Berkhamsted (BKM) d			1801	1824				1830	1846							1901	1924	
Hemel Hempstead (HML) d			1805	1828				1835	1851							1906	1929	
Apsley (APS) d			1808					1838								1909		
Kings Langley (KGL) d			1812					1841								1912		
Watford Junction (WFJ) a	1800s	1814	1816	1835				1845	1858				1900s			1916	1936	
Watford Junction (WFJ) d		1815	1817	1836				1846	1859							1917	1937	
Bushey (BSH) a			1819					1848								1919		
Harrow & Wealdstone (HRW) a			1825					1854								1925		
Wembley Central (WMB) a			1829														1946	
London Euston (EUS) a	1818	1835	1842	1858	1833	1836	1850	1910	1922		1926		1917	1921	1940	2003	1932	1950







Operator Train ID Days of operation/Notes 1st Class/Reservations/Bus Catering facilities	LM	LM	VT	LM	LM	VT	VT	LM	LM	LM	VT	LM	VT	VT	LM	LM	LM	VT
	2T54	2N20	1B39	2T56	2Y42	1A64 C	9M47 A	2Y22	2N42 D	2Y46	1M17 G	2N88	9M59 E	1A68 C	2Y24	2N44 D	2Y48	1M18 G
Birmingham New Street (BHM) d			1850		1814		1910	1853		1914			2010		1953		2014	
Birmingham International (BHI) d			1900		1826		1920	1903		1926			2020		2003		2025	
Coventry (COV) d			1911		1848		1931	1922		1948			2031		2022		2048	
Rugby (RUG) d			1923		1859		1943	1932	1951	1959			2043		2032	2047	2058	
Long Buckby (LBK) d					1909			1942		2009					2042		2108	
Northampton (NMP) a					1921			1954	2011	2020					2054	2107	2119	
Northampton (NMP) d		1904			1927			2000		2023		2036			2100		2122	
Wolverton (WOL) d		1916			1939			2012							2112			
Milton Keynes Central (MKC) a		1920			1943		2005	2016		2037		2050	2105		2116		2137	
Milton Keynes Central (MKC) d		1921			1944	1949	2007	2017		2038	2045	2051	2106	2112	2116		2139	2156
Bletchley (BLY) d		1926			1949			2022				2056			2121			
Leighton Buzzard (LBZ) d		1933			1956			2029		2047					2128		2148	
Cheddington (CED) d					2001					2053							2153	
Tring (TRI) d	1925	1942			1957	2007						2113					2200	
Berkhamsted (BKM) d	1930	1947			2002	2012						2118			2142		2205	
Hemel Hempstead (HML) d	1935	1951			2008	2016				2104		2122			2147		2209	
Apsley (APS) d	1938				2011					2107							2212	
Kings Langley (KGL) d	1941				2015					2110							2215	
Watford Junction (WFJ) a	1945	1958	2002s	2019	2023		2033s	2048		2115	2119s	2129	2137s		2154		2220	
Watford Junction (WFJ) d	1946	1959		2020	2023			2048		2115		2130			2154		2220	
Bushey (BSH) a	1948																	
Harrow & Wealdstone (HRW) a	1954			2026	2030							2136						
Wembley Central (WMB) a				2030														
London Euston (EUS) a	2010	2022	2023	2042	2046	2031	2055	2115		2134	2140	2159	2157	2202	2213		2241	2247

NOTES (see introductory pages for explanation of train operator codes and standard symbols)

- a Arrival time
- d Departure time
- s Stops to set down only
- A From Edinburgh, see table 065
- C From Manchester Piccadilly, see table 065
- D From Crewe, see table 066
- E From Lancaster, see table 065
- F Runs from 17 September. From Chester, see table 065
- G From Glasgow Central, see table 065
- J From Preston, see table 065

Birmingham, Coventry, Rugby, Northampton and Milton Keynes to London

Saturdays







Operator Train ID Days of operation/Notes 1st Class/Reservations/Bus Catering facilities	LM	VT	VT	LM	LM	VT	LM	LM	LM	LM	LM	LM	LM
	2N90	9M60	1A71	1U90	2Y26	1B44	2Y31	2N92	2Y74	2Y30	SUM	2Y76	
	Ⓛ	Ⓛ Ⓛ Ⓛ	Ⓛ Ⓛ Ⓛ	Ⓛ	Ⓛ	Ⓛ Ⓛ Ⓛ	Ⓛ	Ⓛ	Ⓛ	Ⓛ	Ⓛ Ⓛ	Ⓛ	Ⓛ
Birmingham New Street (BHM)  d		2110			2053	2130	2114		2155	2210			2245
Birmingham International (BHI)  d		2120			2103	2140	2125		2207	2229			2257
Coventry (COV) d		2131			2122	2151	2147		2225	2249			2316
Rugby (RUG) d		2144		2153	2132	2203	2159		2236	2300			2327
Long Buckby (LBK) d					2142		2209		2246	2310			2337
Northampton (NMP) a					2154		2220		2303	2321			2355
Northampton (NMP) d	2144				2205		2222	2240		2330			
Wolverton (WOL) d	2156				2217		2234	2252		2342			
Milton Keynes Central (MKC) a	2200	2205		2216	2221	2224	2238	2256		2346			
Milton Keynes Central (MKC) d	2201	2207	2212	2216	2221	2226	2239	2256		2346			
Bletchley (BLY) d	2205				2226		2244	2301		2351			
Leighton Buzzard (LBZ) d					2233			2308		2358			
Cheddington (CED) d					2238			2313					
Tring (TRI) d					2244		2301	2320					
Berkhamsted (BKM) d					2249		2306	2327					
Hemel Hempstead (HML) d					2254		2310	2332					
Apsley (APS) d					2257		2313	2335					
Kings Langley (KGL) d					2300		2317	2338					
Watford Junction (WFJ) a	2231	2235s	2239s		2306	2311s	2321	2342		0019			
Watford Junction (WFJ) d	2232				2307		2322	2343		0020	0040		
Bushey (BSH) a													
Harrow & Wealdstone (HRW)  a					2313		2328	2349			0100		
Wembley Central (WMB)  a											0115		
London Euston (EUS)   a	2258	2256	2301	2304	2331	2334	2347	0007		0040	0145		







NOTES (see introductory pages for explanation of train operator codes and standard symbols)

- a Arrival time
- d Departure time
- s Stops to set down only
- A From Edinburgh, see table 065
- B From Wolverhampton, see table 064
- C From Manchester Piccadilly, see table 065
- D From Crewe, see table 066
- SUM Sunday mornings

Birmingham, Coventry, Rugby, Northampton and Milton Keynes to London

Sundays

Operator Train ID Days of operation/Notes 1st Class/Reservations/Bus Catering facilities	LM 2Y30	LM	LM 2K90	LM	LM 2K92	LM 2K94	LM 2N96	LM 1N48	LM 2N98	LM 1N50	LM 2N00	VT 1B01 A	LM 2N02	LM 2Y01	VT 1A01 B	LM 1N52	LM 2N04	VT 1B04 A
	☐	☐	☐	☐	☐	☐	☐	☐	☐	☐	☐	☐ ☐ ☐	☐	☐	☐ ☐ ☐	☐	☐	☐ ☐ ☐
Birmingham New Street (BHM)  d												0830		0833				0930
Birmingham International (BHI)  d												0840		0845				0940
Coventry (COV) d												0851		0902				0951
Rugby (RUG) d												0904		0915				1004
Long Buckby (LBK) d														0925				
Northampton (NMP) a														0938				
Northampton (NMP) d				0615			0752	0815	0821	0845	0850		0925			0959	1008	
Wolverton (WOL) d				0647			0804	0827	0833	0857	0902		0938			1011	1020	
Milton Keynes Central (MKC) a				0700			0808	0831	0837	0901	0906	0936	0941			1015	1025	1037
Milton Keynes Central (MKC) d			0642		0710	0738	0808	0831	0837	0901	0906	0938	0942		1020	1024	1028	1039
Bletchley (BLY) d			0647		0715	0743	0813	0836	0842	0906	0911		0947					1033
Leighton Buzzard (LBZ) d			0653		0722	0750	0820	0843	0849	0913	0918		0954			1033	1040	
Cheddington (CED) d					0726		0825				0923							1045
Tring (TRI) d					0736		0834				0932					1043		
Berkhamsted (BKM) d			0709		0741	0805	0839		0904		0936		1009					1054
Hemel Hempstead (HML) d			0714		0745	0810	0844		0909		0940		1014					1059
Apsley (APS) d			0717			0813			0913				1017					
Kings Langley (KGL) d			0720			0816			0916				1020					
Watford Junction (WFJ) a			0724		0752	0820	0851	0906	0921	0936	0948	1007s	1024			1055	1106	1111s
Watford Junction (WFJ) d	0020	0040	0725		0753	0821	0851	0908	0922	0938	0949		1025			1055	1106	
Bushey (BSH) a						0823			0924				1027					
Harrow & Wealdstone (HRW)  a		0100	0731		0759	0829	0857		0929		0955							1112
Wembley Central (WMB)  a			0115															
London Euston (EUS)   a	0040	0145	0745		0813	0843	0912	0927	0944	0958	1010	1026	1044		1104	1115	1128	1131







Operator Train ID Days of operation/Notes 1st Class/Reservations/Bus Catering facilities	LM 2Y06	LM 2N06	LM 2Y52 A	VT 1B06 A	VT 1A06 C	VT 1A07 D	LM 1Y50	LM 2N08	VT 1B08 A	LM 2Y08 A	VT 1A09 B	LM 2K12	LM 1U90 E	VT 1A10 C	VT 1A12 D	LM 1Y52	LM 2B14	VT 1B13 A		
	☐	☐	☐ A	☐ A	☐ C	☐ D	☐	☐	☐ A	☐ A	☐ B	☐	☐ E	☐ C	☐ D	☐	☐	☐ A		
Birmingham New Street (BHM)  d	0914		0937	0951			0954		1030	1013								1050	1130	
Birmingham International (BHI)  d	0926		0956	1001			1006		1040	1030								1102	1140	
Coventry (COV) d	0944		1012	1016			1021		1053	1048								1121	1151	
Rugby (RUG) d	0955		1022	1028	1033		1036		1105	1059			1120	1131				1137	1205	
Long Buckby (LBK) d	1005		1032				1047			1109			1130					1147		
Northampton (NMP) a	1017		1045				1057			1119			1142					1200		
Northampton (NMP) d	1030	1038					1106	1112		1127			1144							
Wolverton (WOL) d	1044						1118													
Milton Keynes Central (MKC) a	1048	1053		1105	1110		1122	1126	1137	1142			1158	1206					1224	
Milton Keynes Central (MKC) d	1048	1053		1107	1112	1117	1122	1126	1138	1142	1148	1152	1200	1207	1222				1226	
Bletchley (BLY) d	1053	1058					1131		1147			1157	1206						1216	
Leighton Buzzard (LBZ) d	1100	1105					1138		1154			1203	1213						1223	
Cheddington (CED) d							1143					1209							1228	
Tring (TRI) d							1150					1216							1235	
Berkhamsted (BKM) d	1116	1120					1155		1208			1221							1240	
Hemel Hempstead (HML) d	1120	1124					1200		1212			1225							1244	
Apsley (APS) d		1128										1228							1247	
Kings Langley (KGL) d		1131										1231							1250	
Watford Junction (WFJ) a	1127	1135			1145s		1153	1208	1208s	1219		1236	1232						1255	
Watford Junction (WFJ) d	1128	1135					1154	1209		1220		1236	1232						1255	
Bushey (BSH) a		1139										1239							1258	
Harrow & Wealdstone (HRW)  a		1143					1200	1215		1226		1244							1303	
Wembley Central (WMB)  a																				
London Euston (EUS)   a	1147	1159		1203	1209	1212	1219	1229	1225	1240	1229	1259	1250	1243	1257				1323	1301







NOTES (see introductory pages for explanation of train operator codes and standard symbols)

- a Arrival time
- d Departure time
- s Stops to set down only
- A From Wolverhampton, see table 064
- B From Liverpool Lime Street, see table 065
- C From Preston, see table 065
- D From Manchester Piccadilly, see table 065
- E From Crewe, see table 066

Birmingham, Coventry, Rugby, Northampton and Milton Keynes to London

Sundays

Operator Train ID Days of operation/Notes 1st Class/Reservations/Bus Catering facilities	LM	LM	VT	LM	VT	VT	LM	LM	LM	LM	VT	LM	VT	VT	LM	LM	LM	
	2Y16	1Y54	1A17 D	1U92 E	1B18 A	1B21	2K20	1Y56	1Y58	2Y22	1A25 D	1U30 E	1B26 A	1A27 F	1B29	2K26	1Y60	1Y62
	□	□	□ □	□	□ □	□ □	□	□	□	□	□ □	□	□ □	□ □	□ □	□	□	□
Birmingham New Street (BHM)  d		1113			1210	1230		1153	1213				1310		1330		1253	1313
Birmingham International (BHI)  d		1131			1220	1240		1203	1232				1320		1340		1303	1332
Coventry (COV) d		1146			1231	1251		1225	1245				1331		1351		1325	1345
Rugby (RUG) d		1157		1236		1303		1239	1256			1333			1403		1337	1356
Long Buckby (LBK) d		1207						1249	1306								1347	1406
Northampton (NMP) a		1226						1300	1323								1358	1423
Northampton (NMP) d	1225							1315		1325							1415	
Wolverton (WOL) d	1237							1327		1337							1427	
Milton Keynes Central (MKC) a	1241			1258	1259			1331		1341		1354	1358				1431	
Milton Keynes Central (MKC) d	1241		1249	1301	1301		1309	1332	1341	1345	1355	1400	1404			1409	1432	
Bletchley (BLY) d	1246						1314	1337	1346							1414	1437	
Leighton Buzzard (LBZ) d	1253						1321	1344	1353							1421	1444	
Cheddington (CED) d							1327									1427		
Tring (TRI) d							1334									1434		
Berkhamsted (BKM) d	1307						1339		1407							1439		
Hemel Hempstead (HML) d	1311						1343		1411							1443		
Apsley (APS) d							1346									1446		
Kings Langley (KGL) d							1349									1449		
Watford Junction (WFJ) a	1318					1340s	1354	1405	1418					1440s	1454	1505		
Watford Junction (WFJ) d	1319						1354	1405	1419							1454	1505	
Bushey (BSH) a							1357									1457		
Harrow & Wealdstone (HRW)  a	1325						1402		1425							1502		
Wembley Central (WMB)  a																		
London Euston (EUS)   a	1340		1325	1349	1336	1359	1422	1423		1440	1423	1433	1436	1440	1459	1521	1523	

Operator Train ID Days of operation/Notes 1st Class/Reservations/Bus Catering facilities	VT	LM	VT	LM	VT	VT	VT	LM	LM	LM	LM	VT	LM	VT	VT	VT	LM	LM
	1B32	2Y10	1A33 D	1U32 E	9A53 G	1A35 H	1B37	2K32	1Y64	1Y66	2Y12	1A41 D	1U34 E	9M54 J	1Z43 K	1B45	2K38	1Y68
	□ □	□	□ □	□	□ □	□ □	□	□	□	□	□	□ □	□	□ □	□ □	□ □	□	□
Birmingham New Street (BHM)  d	1350				1410		1430		1353	1413				1510		1530		1453
Birmingham International (BHI)  d	1358				1420		1440		1403	1432				1520		1540		1503
Coventry (COV) d	1411				1431		1451		1425	1445				1531		1551		1525
Rugby (RUG) d	1422			1433			1503		1437	1456			1533			1603		1537
Long Buckby (LBK) d									1447	1506								1547
Northampton (NMP) a									1458	1523								1558
Northampton (NMP) d		1425							1515		1525							1615
Wolverton (WOL) d		1437							1527		1537							1627
Milton Keynes Central (MKC) a		1441		1454	1458				1531		1541		1554	1558				1631
Milton Keynes Central (MKC) d		1441	1450	1455	1459	1503		1509	1532	1541	1547	1555	1559	1603			1609	1632
Bletchley (BLY) d		1446						1515	1537	1546							1614	1637
Leighton Buzzard (LBZ) d		1453						1522	1544	1553							1621	1644
Cheddington (CED) d								1527									1627	
Tring (TRI) d								1534									1634	
Berkhamsted (BKM) d		1507						1539			1607						1639	
Hemel Hempstead (HML) d		1511						1543		1611							1643	
Apsley (APS) d								1546									1646	
Kings Langley (KGL) d								1549									1649	
Watford Junction (WFJ) a		1518					1540s	1554	1605	1618						1640s	1654	1705
Watford Junction (WFJ) d		1519						1554	1605	1619							1654	1705
Bushey (BSH) a								1557									1657	
Harrow & Wealdstone (HRW)  a		1525						1602		1625							1702	
Wembley Central (WMB)  a																		
London Euston (EUS)   a	1515	1540	1525	1533	1536	1539	1559	1622	1623		1640	1622	1633	1636	1640	1659	1722	1723

NOTES (see introductory pages for explanation of train operator codes and standard symbols)

- a Arrival time
- d Departure time
- s Stops to set down only
- A From Wolverhampton, see table 064
- D From Manchester Piccadilly, see table 065
- E From Crewe, see table 066
- F Runs from 18 September. From Chester, see table 065
- G From Lancaster, see table 065
- H From Holyhead, see table 065
- J From Edinburgh, see table 065
- K From Chester, see table 065

Birmingham, Coventry, Rugby, Northampton and Milton Keynes to London

Sundays

Operator Train ID Days of operation/Notes 1st Class/Reservations/Bus Catering facilities	LM 1Y70	LM 2Y14	VT 1A49 D 1R X	LM 1U36 E	VT 9M55 C 1R X	VT 1A51 H 1R X	VT 1B53 L 1R X	LM 2K44	LM 1Y72	LM 1Y74	LM 2Y16	VT 1A57 D 1R X	LM 1U38 E	VT 9M56 J 1R X	VT 1B61 1R X	LM 2K50	LM 1Y76	LM 1Y78
Birmingham New Street (BHM) d	1513				1610		1630		1553	1613				1710	1730		1653	1713
Birmingham International (BHI) d	1532				1620		1640		1603	1632				1720	1740		1703	1732
Coventry (COV) d	1545				1631		1651		1625	1645				1732	1751		1725	1745
Rugby (RUG) d	1556			1632			1703		1637	1656			1732		1803		1737	1756
Long Buckby (LBK) d	1606								1647	1706							1747	1806
Northampton (NMP) a	1623								1658	1723							1758	1823
Northampton (NMP) d		1625							1715		1725							1815
Wolverton (WOL) d		1637							1727		1737							1827
Milton Keynes Central (MKC) a		1641		1653	1658				1731		1741		1753	1758				1831
Milton Keynes Central (MKC) d		1641	1647	1654	1700	1703		1709	1732		1741	1748	1754	1800		1809		1832
Bletchley (BLY) d		1646						1714	1737		1746					1814		1837
Leighton Buzzard (LBZ) d		1653						1721	1744		1753					1821		1844
Cheddington (CED) d								1727								1827		
Tring (TRI) d								1733								1833		
Berkhamsted (BKM) d		1707						1738			1807					1838		
Hemel Hempstead (HML) d		1711						1743			1811					1843		
Apsley (APS) d								1746								1846		
Kings Langley (KGL) d								1749								1850		
Watford Junction (WFJ) a		1718					1740s	1754	1805		1818				1840s	1854	1905	
Watford Junction (WFJ) d		1719						1754	1805		1819					1855	1905	
Bushey (BSH) a								1757								1857		
Harrow & Wealdstone (HRW) a		1725						1802			1825					1903		
Wembley Central (WMB) a																		
London Euston (EUS) a		1740	1723	1732	1735	1739	1759	1822	1823		1840	1823	1832	1835	1859	1922	1923	

Operator Train ID Days of operation/Notes 1st Class/Reservations/Bus Catering facilities	LM 2Y18	VT 1A65 D 1R X	LM 1U40 E	VT 1A67 F 1R X	VT 9M57 C 1R X	VT 1B69 1R X	LM 2K56	LM 1Y80	LM 2Y20	LM 1Y82	VT 1A73 D 1R X	LM 1U42 E	VT 9M47 J 1R X	VT 1A75 K 1R X	VT 1B77 1R X	LM 2Y22	LM 1Y98	LM 2Y24
Birmingham New Street (BHM) d					1810	1830		1753		1813			1910		1930	1853	1913	
Birmingham International (BHI) d					1820	1840		1803		1832			1920		1940	1903	1932	
Coventry (COV) d					1832	1851		1825		1845			1931		1951	1921	1945	
Rugby (RUG) d			1832		1843			1835		1858		1932			2003	1934	1956	
Long Buckby (LBK) d								1845		1908						1944	2006	
Northampton (NMP) a								1856		1926						1954	2023	
Northampton (NMP) d	1825							1856	1925							1955		2025
Wolverton (WOL) d	1837							1908	1937							2007		2036
Milton Keynes Central (MKC) a	1841		1853		1903			1912	1941			1953	1958			2011		2040
Milton Keynes Central (MKC) d	1841	1848	1854	1900	1904		1908	1913	1941		1948	1954	2000	2003		2012		2041
Bletchley (BLY) d	1846						1913	1918	1946							2017		2046
Leighton Buzzard (LBZ) d	1853						1920	1925	1953							2024		2053
Cheddington (CED) d							1925									2029		
Tring (TRI) d							1932									2036		
Berkhamsted (BKM) d	1907						1937		2007							2041		2108
Hemel Hempstead (HML) d	1911						1941		2011							2045		2113
Apsley (APS) d							1944											2116
Kings Langley (KGL) d							1947											2119
Watford Junction (WFJ) a	1918					1936s	1952	1942	2018						2041s	2052		2124
Watford Junction (WFJ) d	1919						1952	1943	2019							2053		2124
Bushey (BSH) a							1955											
Harrow & Wealdstone (HRW) a	1925						2000		2025							2059		2130
Wembley Central (WMB) a																		
London Euston (EUS) a	1940	1924	1932	1937	1940	1955	2020	2000	2040		2024	2032	2035	2040	2059	2113		2144

NOTES (see introductory pages for explanation of train operator codes and standard symbols)

- a Arrival time
- d Departure time
- s Stops to set down only
- C From Preston, see table 065
- D From Manchester Piccadilly, see table 065
- E From Crewe, see table 066
- F Runs from 18 September. From Chester, see table 065
- H From Holyhead, see table 065
- J From Edinburgh, see table 065
- K From Chester, see table 065
- L From Shrewsbury, see table 064

Birmingham, Coventry, Rugby, Northampton and Milton Keynes to London

Sundays

Operator Train ID Days of operation/Notes 1st Class/Reservations/Bus Catering facilities	LM	VT	VT	LM	LM	LM	VT	VT	LM	VT	VT	LM	LM	VT	LM	VT	LM	
	1N84	1A80 D	9M59 C	1U94 E	1W60	2K66	1B83	1A84 B	2N66	1M18 M	1A85 D	2U46 E	1N88	1B86 A	2Y28	1A88 D	1A87 B	2N60
	□	□ □	□ □	□	□	□	□ □	□ □	□	□ □	□ □	□	□	□ □	□	□ □	□ □	□
Birmingham New Street (BHM) d	1953		2010		2013		2030						2050	2130	2113			
Birmingham International (BHI) d	2003		2020		2032		2041						2102	2140	2131			
Coventry (COV) d	2021		2031		2045		2053						2120	2151	2144			
Rugby (RUG) d	2032			2044	2055		2105					2131	2135	2204	2155		2232	
Long Buckby (LBK) d	2042											2141	2145		2205			
Northampton (NMP) a	2054				2121							2153	2203		2217			
Northampton (NMP) d									2127			2155			2225			2303
Wolverton (WOL) d									2139			2207			2236			2315
Milton Keynes Central (MKC) a			2100	2106			2127		2143			2211		2235	2240		2304	2318
Milton Keynes Central (MKC) d		2049	2101	2107		2117	2128	2138	2143	2154	2200	2211		2237	2241	2251	2305	2319
Bletchley (BLY) d									2148			2216			2245			2324
Leighton Buzzard (LBZ) d				2116		2126			2155			2223			2252			2331
Cheddington (CED) d						2134						2232						2339
Tring (TRI) d						2139						2237						2345
Berkhamsted (BKM) d						2144			2211			2242			2307			2350
Hemel Hempstead (HML) d						2149			2215			2247			2312			2355
Apsley (APS) d									2218						2315			
Kings Langley (KGL) d									2221						2318			
Watford Junction (WFJ) a				2139		2156	2203s		2226	2231s		2254		2305s	2322	2327s	2334s	0001
Watford Junction (WFJ) d				2139		2156			2227			2254			2323			0002
Bushey (BSH) a						2159						2257						0005
Harrow & Wealdstone (HRW) a						2204			2233			2302			2329			0010
Wembley Central (WMB) a																		
London Euston (EUS) a		2132	2148	2158		2218	2224	2227	2247	2253	2257	2317		2323	2343	2347	2353	0025

Operator Train ID Days of operation/Notes 1st Class/Reservations/Bus Catering facilities	LM	LM	VT	LM	LM	VT
	1N90	2N48 E	1B89 A	2Y30	2Y55 N	1B90 A
	□	□	□ □	□	□	□ □
Birmingham New Street (BHM) d	2153		2230	2210	2248	2300
Birmingham International (BHI) d	2205		2240	2228	2306	2312
Coventry (COV) d	2226		2251	2247	2317	2322
Rugby (RUG) d	2236	2247	2304	2257	2327	2335
Long Buckby (LBK) d	2246	2257		2307	2337	
Northampton (NMP) a	2304	2312		2318	2351	2356s
Northampton (NMP) d				2326		
Wolverton (WOL) d				2338		
Milton Keynes Central (MKC) a			2336	2342		0015s
Milton Keynes Central (MKC) d			2338	2342		
Bletchley (BLY) d				2347		
Leighton Buzzard (LBZ) d				2354		
Cheddington (CED) d						
Tring (TRI) d						
Berkhamsted (BKM) d				0009		
Hemel Hempstead (HML) d				0014		
Apsley (APS) d				0017		
Kings Langley (KGL) d				0020		
Watford Junction (WFJ) a			0006s	0024		0045s
Watford Junction (WFJ) d				0025		
Bushey (BSH) a						
Harrow & Wealdstone (HRW) a				0031		
Wembley Central (WMB) a						
London Euston (EUS) a			0028	0045		0103

NOTES (see introductory pages for explanation of train operator codes and standard symbols)

- a Arrival time
- d Departure time
- s Stops to set down only
- A From Wolverhampton, see table 064
- B From Liverpool Lime Street, see table 065
- C From Preston, see table 065
- D From Manchester Piccadilly, see table 065
- E From Crewe, see table 066
- M From Glasgow Central, see table 065
- N From Rugeley Trent Valley, see table 069