

London, Milton Keynes and Rugby to Nuneaton, Tamworth, Lichfield, Stafford and Crewe

Mondays to Fridays

Operator Train ID Days of operation/Notes 1st Class/Reservations/Bus Catering facilities	LM 2U19	LM 2U21	VT 1F10 A	VT 1S37 B	LM 1U23	VT 1H61 C	VT 1F11 A	VT 1H62 C	LM 1U25	VT 1F12 A	VT 1D82 D	VT 1H63 C	LM 1U27	VT 1F13 A	VT 1D83 E	VT 1H64 C	LM 1U29	VT 1F14 A
London Euston (EUS) d			0527	0531	0628	0636	0707	0735	0746	0807	0810	0840	0846	0907	0910	0940	0946	1007
Watford Junction (WFJ) d			0546u	0550u		0651u												
Milton Keynes Central (MKC) d			0615	0621	0701			0806	0819	0838	0841		0919		0941		1019	
Northampton (NMP) d	0520	0605																
Rugby (RUG) d	0542	0627		0645	0729				0842				0942					1042
Nuneaton (NUN) d	0555	0640	0645		0742				0855				0955					1055
Atherstone (ATH) d	0601	0646			0747				0901				1001					1101
Polesworth (PSW) d		0651																
Tamworth (TAM) d	0609	0656			0755				0909				1009					1109
Lichfield Trent Valley (LTV) d	0616	0702			0802				0917				1017					1117
Rugeley Trent Valley (RGL) d	0623	0710			0809				0924				1024					1124
Stafford (STA) d	0634	0720	0708		0819		0824		0935	0927a			1035	1024				1135
Crewe (CRE) a	0655	0739	0727	0730	0837	0811	0841	0910	0953		0949	1010	1053	1041	1045	1110	1153	1141

Operator Train ID Days of operation/Notes 1st Class/Reservations/Bus Catering facilities	VT 1D84 E	VT 1H65 C	LM 1U31	VT 1F15 A	VT 1D85 F	VT 1H66 G	LM 1U33	VT 1F16 A	VT 1D86 F	VT 1H67 C	LM 1U35	VT 1F17 A	VT 1D87 F	VT 1H68 C	LM 1U37	VT 1F18 A	VT 1D88 F	VT 1H69 C
London Euston (EUS) d	1010	1040	1046	1107	1110	1140	1146	1207	1210	1240	1246	1307	1310	1340	1346	1407	1410	1440
Watford Junction (WFJ) d																		
Milton Keynes Central (MKC) d	1041		1119		1141		1219		1241		1319		1341		1419		1441	
Northampton (NMP) d																		
Rugby (RUG) d			1142				1242		1303		1342				1442			
Nuneaton (NUN) d			1155				1255				1355				1455			
Atherstone (ATH) d			1201				1301				1401				1501			
Polesworth (PSW) d																		
Tamworth (TAM) d			1209				1309				1409				1509			
Lichfield Trent Valley (LTV) d			1217				1317				1417				1517			
Rugeley Trent Valley (RGL) d			1224				1324				1424				1524			
Stafford (STA) d			1235	1224			1341	1324			1435	1424			1534	1524		
Crewe (CRE) a	1145	1210	1253	1241	1245	1310	1404	1341	1348	1410	1454	1441	1445	1510	1553	1541	1545	1610

Operator Train ID Days of operation/Notes 1st Class/Reservations/Bus Catering facilities	LM 1U39	VT 1F19 A	VT 1H70 C	LM 1U41	VT 1F20 A	VT 1D90 H	VT 1H71 C	VT 1S87 B	LM 1U43	VT 1F22 A	VT 1H39 J	VT 1D91 D	VT 1H72 J	VT 1F23 K	VT 1H72 G	VT 1C94 L	LM 1U45	VT 1F24 A
London Euston (EUS) d	1446	1507	1540	1546	1603	1610	1640	1657	1646	1703	1710	1710	1733	1733	1740	1757	1746	1803
Watford Junction (WFJ) d																		
Milton Keynes Central (MKC) d	1519			1619		1641u			1719		1740u	1741k					1819	
Northampton (NMP) d																		
Rugby (RUG) d	1542			1642	1654				1747	1752			1823	1823			1848	1852
Nuneaton (NUN) d	1555			1655					1801		1809a	1811					1900	
Atherstone (ATH) d	1601			1701					1807								1906	
Polesworth (PSW) d																		
Tamworth (TAM) d	1609			1709				1800	1816							1900	1915	
Lichfield Trent Valley (LTV) d	1617			1717				1806a	1822							1906a	1921	
Rugeley Trent Valley (RGL) d	1624			1724					1830								1929	
Stafford (STA) d	1636	1624		1734	1724				1842f	1824				1857c			1940	1924
Crewe (CRE) a	1653	1641	1710	1753	1741	1746	1810		1901	1842		1852	1910	1915	1910		2003	1941

For the complete service between London, Milton Keynes and Rugby see table 067

For the complete service between Stafford and Crewe see table 076

NOTES (see introductory pages for explanation of train operator codes and standard symbols)

- a Arrival time
d Departure time
u Stops to pick up only
c Arrives 5 minutes earlier
f Arrives 3 minutes earlier
k Mondays to Thursdays stops to pick up only
A To Liverpool Lime Street, see table 076
B To Glasgow Central, see table 065
C To Manchester Piccadilly, see table 076
D Runs from 12 September. To Holyhead, see table 077
E To Holyhead, see table 077
F Runs from 12 September. To Chester, see table 077
G Runs from 12 September. To Manchester Piccadilly, see table 076
H To Bangor (Gwynedd), see table 077
J Runs until 9 September. To Manchester Piccadilly, see table 076
K Runs from 12 September. To Liverpool Lime Street, see table 076
L To Lancaster, see table 065

London, Milton Keynes and Rugby to Nuneaton, Tamworth, Lichfield, Stafford and Crewe

Mondays to Fridays




Operator Train ID Days of operation/Notes 1st Class/Reservations/Bus Catering facilities	VT 1J32 M 1R	VT 1H73 C 1R	VT 1P05 FO N 1R	LM 1U47 FX 1	VT 1D93 E 1R	LM 1U47 FO 1	VT 1H74 C 1R	LM 1U49 1	VT 1F27 A 1R	VT 1P07 N 1R	VT 1H75 C 1R	LM 1U51 1	VT 1F28 A 1R	VT 1P09 N 1R	LM 1U53 1	VT 1H77 C 1R
London Euston (EUS) d	1810	1834	1846	1846	1910	1849	1940	1946	2007	2030	2040	2046	2107	2110	2146	2200
Watford Junction (WFJ) d														2125u		
Milton Keynes Central (MKC) d	1841k		1919	1919	1941m	1924		2019				2119	2139		2219	2240
Northampton (NMP) d						1945										
Rugby (RUG) d		1923	1941	1946		2005		2042				2145		2205	2246	2303
Nuneaton (NUN) d	1911			2002	2011	2018		2100h	2103			2200f	2208		2258	2314
Atherstone (ATH) d				2008		2024		2106				2206			2304	
Polesworth (PSW) d																
Tamworth (TAM) d		1943		2016		2033	2043	2114		2135		2215			2312	2326s
Lichfield Trent Valley (LTV) d		1951		2023		2039	2050	2121		2142		2222			2318	2333s
Rugeley Trent Valley (RGL) d				2030		2047		2128				2231			2325	
Stafford (STA) d			2024e	2047g	2036	2057	2104	2142j	2127	2200		2244		2237	2346g	
Crewe (CRE) a	1951	2017	2042	2108	2051	2117	2121	2200	2146	2217	2210	2302	2253	2258	0013	0021n




NOTES (see introductory pages for explanation of train operator codes and standard symbols)




- a Arrival time
- d Departure time
- s Stops to set down only
- u Stops to pick up only
- e Arrives 11 minutes earlier
- f Arrives 3 minutes earlier
- g Arrives 8 minutes earlier
- h Arrives 7 minutes earlier
- j Arrives 4 minutes earlier
- k Mondays to Thursdays stops to pick up only
- m On Thursdays stops to pick up only
- n on Fridays arrives 0017
- A To Liverpool Lime Street, see table 076
- C To Manchester Piccadilly, see table 076
- E To Holyhead, see table 077
- M To Wrexham General, see table 077
- N To Preston, see table 065
- FO Fridays only
- FX Not Fridays

London, Milton Keynes and Rugby to Nuneaton, Tamworth, Lichfield, Stafford and Crewe

Saturdays

Operator Train ID Days of operation/Notes 1st Class/Reservations/Bus Catering facilities	LM 2U19	LM 2U21	VT 1S37 A	LM 1U23	VT 1H61 B	VT 1H08 B	VT 1F11 C	VT 1H62 B	LM 1U25	VT 1F12 C	VT 1D22 D	VT 1H63 B	LM 1U27	VT 1F13 C	VT 1H64 B	LM 1U29	VT 1F14 C	VT 1D24 E
London Euston (EUS)   d			0606	0629	0636	0655	0703	0735	0746	0803	0810	0840	0846	0907	0940	0946	1007	1010
Waford Junction (WFJ) d			0621u		0651u													
Milton Keynes Central (MKC) d			0641	0702		0727		0806	0819		0841		0919			1019		1041
Northampton (NMP) d	0541	0637																
Rugby (RUG) d	0602	0657	0704	0727					0842	0854			0942			1042		
Nuneaton (NUN) d	0621f	0711		0741					0855				0955			1055		
Atherstone (ATH) d	0626	0716		0747					0901				1001			1101		
Polesworth (PSW) d		0722																
Tamworth (TAM) d	0635	0728		0755					0909				1009			1109		
Lichfield Trent Valley (LTV) d	0641	0734		0801		0806a	0812		0917				1017			1117		
Rugeley Trent Valley (RGL) d	0648	0742		0809					0924				1024			1124		
Stafford (STA) d	0658	0754	0735	0818			0826		0935	0924			1035	1024		1147c	1124	
Crewe (CRE)  a	0716	0814	0753	0837	0810		0844	0910	0954	0943	0945	1010	1053	1041	1110	1211	1141	1145

Operator Train ID Days of operation/Notes 1st Class/Reservations/Bus Catering facilities	VT 1H65 B	LM 1U31	VT 1F15 C	VT 1D85 F	VT 1H66 B	LM 1U33	VT 1F16 C	VT 1D86 F	VT 1H67 B	LM 1U35	VT 1F17 C	VT 1D87 D	VT 1H68 B	LM 1U37	VT 1F18 C	VT 1H69 B	LM 1U39	VT 1F19 C
London Euston (EUS)   d	1040	1046	1107	1110	1140	1146	1207	1210	1240	1246	1307	1310	1340	1346	1407	1440	1446	1507
Waford Junction (WFJ) d																		
Milton Keynes Central (MKC) d		1119		1141		1219		1241		1319		1341		1419			1519	
Northampton (NMP) d																		
Rugby (RUG) d		1142				1242		1304		1342				1442			1542	
Nuneaton (NUN) d		1155				1255				1355				1455			1555	
Atherstone (ATH) d		1201				1301				1401				1501			1601	
Polesworth (PSW) d																		
Tamworth (TAM) d		1209				1309				1409				1509			1609	
Lichfield Trent Valley (LTV) d		1217				1317				1417				1517			1617	
Rugeley Trent Valley (RGL) d		1224				1324				1424				1524			1624	
Stafford (STA) d		1235	1224			1339	1324			1436	1424			1535	1524		1636	1624
Crewe (CRE)  a	1210	1253	1241	1245	1310	1357	1341	1349	1410	1454	1441	1445	1510	1553	1541	1610	1654	1641



Operator Train ID Days of operation/Notes 1st Class/Reservations/Bus Catering facilities	VT 1D89 D	VT 1H70 B	LM 1U41	VT 1F20 C	VT 1D90 G	VT 1F28 C	VT 1H71 B	LM 1U43	VT 1F21 C	VT 1Z91 F	VT 1H72 B	LM 1U45	VT 1F22 C	VT 1D32 F	VT 1H73 B	LM 1U47	VT 1F26 C	VT 1P06 H
London Euston (EUS)   d	1510	1540	1546	1607	1610	1633	1640	1646	1707	1710	1740	1746	1807	1810	1833	1846	1907	1930
Waford Junction (WFJ) d																		
Milton Keynes Central (MKC) d	1541		1619		1641			1719		1741		1819		1841		1919		
Northampton (NMP) d																		
Rugby (RUG) d			1642			1723		1742				1842				1942		
Nuneaton (NUN) d			1655					1755	1803			1855				1955	2003	
Atherstone (ATH) d			1701					1801				1901				2001		
Polesworth (PSW) d																		
Tamworth (TAM) d			1709			1747		1809				1909			1937	2009		
Lichfield Trent Valley (LTV) d			1717			1754		1817				1917			1944	2017		
Rugeley Trent Valley (RGL) d			1724					1824				1924				2024		
Stafford (STA) d			1736			1807a		1836	1827			1935	1924		2036	2027		
Crewe (CRE)  a	1645	1710	1754	1741	1745		1810	1854	1845	1847	1910	1953	1941	1945	2013	2054	2045	2102

NOTES (see introductory pages for explanation of train operator codes and standard symbols)

- a Arrival time
- d Departure time
- u Stops to pick up only
- c Arrives 13 minutes earlier
- f Arrives 7 minutes earlier
- A To Glasgow Central, see table 065
- B To Manchester Piccadilly, see table 076
- C To Liverpool Lime Street, see table 076
- D Runs from 17 September. To Chester, see table 077
- E Runs from 17 September. To Llandudno Junction, see table 077
- F To Chester, see table 077
- G To Holyhead, see table 077
- H To Preston, see table 065

London, Milton Keynes and Rugby to Nuneaton, Tamworth, Lichfield, Stafford and Crewe

Saturdays

Operator Train ID Days of operation/Notes 1st Class/Reservations/Bus Catering facilities	LM 1U49	VT 1H74 B	VT 1F27 C	VT 1H07 B	VT 1P07 H	VT 1H76 B	LM 1U51
	1	1R X	1R X	1R X	1R X	1R X	1
London Euston (EUS)  d	1933	1939	2011	2020	2031	2101	2034
Watford Junction (WFJ) d					2046u		2051u
Milton Keynes Central (MKC) d	2007			2106		2146	2122
Northampton (NMP) d							
Rugby (RUG) d	2030	2038	2118		2138		2145
Nuneaton (NUN) d	2043			2134a			2156
Atherstone (ATH) d	2049						2202
Polesworth (PSW) d							
Tamworth (TAM) d	2057				2155		2210
Lichfield Trent Valley (LTV) d	2104				2202		2217
Rugeley Trent Valley (RGL) d	2111						2224
Stafford (STA) d	2121		2148			2236	2242e
Crewe (CRE)  a	2139	2123	2207		2230	2259	2301

NOTES (see introductory pages for explanation of train operator codes and standard symbols)

- a Arrival time
- d Departure time
- u Stops to pick up only
- e Arrives 6 minutes earlier
- B To Manchester Piccadilly, see table 076
- C To Liverpool Lime Street, see table 076
- H To Preston, see table 065

London, Milton Keynes and Rugby to Nuneaton, Tamworth, Lichfield, Stafford and Crewe

Sundays

Operator Train ID Days of operation/Notes 1st Class/Reservations/Bus Catering facilities	VT 1H63 A 1R	VT 1F10 B 1R	LM 1U27 1	VT 1S37 C 1R	VT 1F11 B 1R	LM 2U29 1	VT 1S52 C 1R	VT 1F12 B 1R	LM 2U31 1	VT 1S58 C 1R	LM 2U33 1	VT 1F13 B 1R	VT 1F14 B 1R	VT 1H67 A 1R	LM 1U35 1	VT 1F15 B 1R	VT 1H68 A 1R	LM 1U37 1
London Euston (EUS) 15 d	0810	0817		0847	0917	0855	0946	1016	1001	1046	1053	1116	1205	1237	1243	1303	1337	1343
Watford Junction (WFJ) d						0914			1019		1114							
Milton Keynes Central (MKC) d	0856			0934		0957	1033		1058	1133	1158	1203			1320			1419
Northampton (NMP) d			0930			1028			1129		1217							
Rugby (RUG) d			0952	1010		1050	1109		1152	1209	1239				1347			1447
Nuneaton (NUN) d		0944	1005		1045	1105		1147	1205		1251				1400			1500
Atherstone (ATH) d			1011			1111			1211		1257				1406			1506
Tamworth (TAM) d			1020			1119			1219		1305				1415			1515
Lichfield Trent Valley (LTV) d			1026		1102	1126			1225		1311				1421			1521
Rugeley Trent Valley (RGL) d			1034			1134			1233		1319				1429			1529
Stafford (STA) d		1008	1047		1115	1144		1214	1245		1331	1253	1327		1440	1425		1540
Crewe (CRE) 10 a	1017	1028	1107	1056	1134	1204	1155	1232	1303	1256	1349	1312	1345	1412	1500	1443	1512	1558

Operator Train ID Days of operation/Notes 1st Class/Reservations/Bus Catering facilities	VT 1F16 B 1R	VT 1H69 A 1R	LM 1U39 1	VT 1F17 B 1R	VT 1D89 D 1R	VT 1H70 A 1R	LM 1U41 1	VT 1F18 B 1R	VT 1D90 E 1R	VT 1H71 A 1R	LM 1U43 1	VT 1F19 B 1R	VT 1D91 F 1R	VT 1H72 A 1R	LM 1U45 1	VT 1F20 B 1R	VT 1Z92 E 1R	VT 1H73 A 1R
London Euston (EUS) 15 d	1405	1437	1443	1505	1508	1537	1543	1605	1608	1637	1643	1705	1708	1737	1743	1805	1808	1829
Watford Junction (WFJ) d																		
Milton Keynes Central (MKC) d			1519		1542		1619				1719			1742		1819	1839	1842
Northampton (NMP) d																		
Rugby (RUG) d			1542				1647				1747				1847			1925
Nuneaton (NUN) d			1557c				1700				1759	1804			1900			
Atherstone (ATH) d			1603				1706				1805				1906			
Tamworth (TAM) d			1612				1715				1813				1915			
Lichfield Trent Valley (LTV) d			1618				1721				1819		1824		1921			
Rugeley Trent Valley (RGL) d			1626				1729				1826				1929			
Stafford (STA) d	1525		1638	1625			1740	1726			1836				1940	1929		
Crewe (CRE) 10 a	1543	1612	1700	1643	1649	1712	1759	1744	1748	1812	1854	1844	1858	1912	2002	1947	1950	2012

Operator Train ID Days of operation/Notes 1st Class/Reservations/Bus Catering facilities	LM 1U47 1	VT 1F21 B 1R	VT 1D93 F 1R	VT 1H74 A 1R	LM 1U49 1	VT 1F22 B 1R	VT 1P05 G 1R	VT 1H75 A 1R	VT 1P06 G 1R	VT 1F24 B 1R	VT 1H77 A 1R
London Euston (EUS) 15 d	1846	1905	1908	1937	1947	2005	2025	2035	2050	2121	2151
Watford Junction (WFJ) d											
Milton Keynes Central (MKC) d	1922		1942			2039			2141		2243
Northampton (NMP) d											
Rugby (RUG) d	1947				2048				2203		2319
Nuneaton (NUN) d	2000	2004			2100	2109			2258	2330	
Atherstone (ATH) d	2006				2106						
Tamworth (TAM) d	2015				2115		2132				
Lichfield Trent Valley (LTV) d	2022				2121		2139				
Rugeley Trent Valley (RGL) d	2029				2129						
Stafford (STA) d	2100e	2029			2140	2133		2204		2324	2354s
Crewe (CRE) 10 a	2119	2047	2050	2112	2158	2152	2210	2221	2251	2345	0016

NOTES (see introductory pages for explanation of train operator codes and standard symbols)

- a Arrival time
- d Departure time
- s Stops to set down only
- c Arrives 3 minutes earlier
- e Arrives 17 minutes earlier
- A To Manchester Piccadilly, see table 076
- B To Liverpool Lime Street, see table 076
- C To Glasgow Central, see table 065
- D Runs from 18 September. To Chester, see table 077
- E To Chester, see table 077
- F To Holyhead, see table 077
- G To Preston, see table 065

Crewe and Stafford to Lichfield, Tamworth, Nuneaton, Rugby, Milton Keynes and London

Mondays to Fridays

Operator Train ID Days of operation/Notes 1st Class/Reservations/Bus Catering facilities	VT 1R02 A	VT 1R05 B	LM 1U00	VT 1R07 C	VT 1R08 A	VT 1R11 B	VT 1R13 D	VT 1R17 A	LM 1U20	VT 1R24 D	VT 1R25 A	LM 1U22	VT 1R27 B	VT 1R28 A	VT 1A13 E	VT 1A14 A	VT 1A15 B	VT 1A16 F	
Crewe (CRE)	10 d	0536	0602	0546	0628	0653	0653	0717	0714	0757		0816	0823	0829	0856		0924	0929	
Stafford (STA)	d	0555	0621	0608		0653		0736	0739f			0836	0842				0943		
Rugeley Trent Valley (RGL)	d			0619					0749			0845							
Lichfield Trent Valley (LTV)	d			0626	0640		0708		0757			0853		0900					
Tamworth (TAM)	d			0635e	0647		0715		0804			0901		0907					
Atherstone (ATH)	d			0643					0812			0909							
Nuneaton (NUN)	d	0618		0650	0707		0734		0818		0845	0916				0945			
Rugby (RUG)	a	0631	0652	0705	0706				0833	0845		0931							
Northampton (NMP)	a																		
Milton Keynes Central (MKC)	a	0651	0712						0855			0954			1002				
Watford Junction (WFJ)	a										0931s								
London Euston (EUS)	15 a	0728	0750	0808	0802	0810	0823	0834	0855	0937	0940	0951	1030	1000	1018	1036	1045	1100	1107

Operator Train ID Days of operation/Notes 1st Class/Reservations/Bus Catering facilities	LM 1U24	VT 1A18 G	VT 1A20 B	VT 1A21 A	LM 1U26	VT 1A23 E	VT 1A25 B	VT 1A26 A	LM 1U28	VT 1A28 G	VT 1A30 B	VT 1A31 A	LM 1U30	VT 1A33 H	VT 1A35 B	VT 1A36 A	LM 1U32	VT 1A38 G	
Crewe (CRE)	10 d	0933	0956	1022	1029	1033	1056	1122	1129	1133	1154	1222	1229	1233	1256	1325	1329	1333	1356
Stafford (STA)	d	0956f		1041		1052		1141		1155g		1241		1255g		1343		1355g	
Rugeley Trent Valley (RGL)	d	1006				1105g				1205				1305				1405	
Lichfield Trent Valley (LTV)	d	1013				1113				1213				1313				1413	
Tamworth (TAM)	d	1020				1120				1220				1320				1420	
Atherstone (ATH)	d	1029				1128				1228				1328				1428	
Nuneaton (NUN)	d	1036				1135				1235				1335				1435	
Rugby (RUG)	a	1052				1152				1251				1350				1450	
Northampton (NMP)	a																		
Milton Keynes Central (MKC)	a	1113	1101			1214	1202			1314	1302			1414	1402			1514	1502
Watford Junction (WFJ)	a																		
London Euston (EUS)	15 a	1150	1137	1158	1201	1250	1237	1259	1302	1350	1339	1358	1403	1450	1437j	1502	1507	1550	1538

Operator Train ID Days of operation/Notes 1st Class/Reservations/Bus Catering facilities	VT 1A40 B	VT 1A41 A	LM 1U34	VT 1A43 E	VT 1A45 B	VT 1A46 A	LM 1U36	VT 1A48 D	VT 1A50 B	VT 1A51 F	LM 1U38	VT 1A53 D	VT 1A55 B	VT 1A56 A	LM 1U40	VT 1A60 B	VT 1A61 A	LM 1U42	
Crewe (CRE)	10 d	1424	1429	1433	1459	1522	1529	1533	1556	1624	1629	1633	1656		1729	1733	1824	1829	1833
Stafford (STA)	d	1444		1455g		1541		1555g		1643		1655g		1737		1755g	1843		1903h
Rugeley Trent Valley (RGL)	d			1505				1605				1705				1805			1911
Lichfield Trent Valley (LTV)	d			1513				1613				1713				1813			1919
Tamworth (TAM)	d			1520				1620				1720				1820			1926
Atherstone (ATH)	d			1528				1628				1728				1828			1934
Nuneaton (NUN)	d			1535				1635				1735				1835			1941
Rugby (RUG)	a			1550				1650				1750				1850			1956
Northampton (NMP)	a																		
Milton Keynes Central (MKC)	a			1614	1602			1714	1702			1814	1802	1824		1914		1932	2017
Watford Junction (WFJ)	a												1848s			1946s			
London Euston (EUS)	15 a	1604	1607	1650	1637	1700	1703	1752	1739	1800	1803	1850	1837	1859	1905	1950	2003	2007	2053

NOTES (see introductory pages for explanation of train operator codes and standard symbols)

- a Arrival time
- d Departure time
- s Stops to set down only
- e Arrives 3 minutes earlier
- f Arrives 5 minutes earlier
- g Arrives 4 minutes earlier
- h Arrives 11 minutes earlier
- j On Wednesdays arrives 3 minutes later
- A From Manchester Piccadilly, see table 076
- B From Liverpool Lime Street, see table 076
- C From Lancaster, see table 065
- D From Holyhead, see table 077
- E Runs from 12 September. From Holyhead, see table 077
- F Runs from 12 September. From Manchester Piccadilly, see table 076
- G Runs from 12 September. From Chester, see table 077
- H From Chester, see table 077

Crewe and Stafford to Lichfield, Tamworth, Nuneaton, Rugby, Milton Keynes and London

Mondays to Fridays

	Operator	VT	VT	LM	VT	VT	VT	LM	VT	LM	LM
	Train ID	1A65	1A66	1U44	1A70	1A71	1M18	1N80	1A74	1N90	1N92
	Days of operation/Notes	B	F		B	A	J		B		
	1st Class/Reservations/Bus	1R	1R	1	1R	1R	1R	1	1R	1	1
	Catering facilities	☒	☒		☒	☒	☒		☒		
Crewe (CRE)	10 d	1922	1929	1935	2025	2030	2044	2038	2125	2131	2152
Stafford (STA)	d	1941		1953		2049		2103c	2145	2149	2213e
Rugeley Trent Valley (RGL)	d			2002				2114		2158	2222
Lichfield Trent Valley (LTV)	d			2010				2121	2200	2206	2230
Tamworth (TAM)	d			2017				2128	2207	2213	2236
Atherstone (ATH)	d			2025				2136		2221	2245
Nuneaton (NUN)	d			2032	2102			2143	2218	2228	2251
Rugby (RUG)	a			2047			2129	2158	2230	2241	2305
Northampton (NMP)	a							2222		2304	2327
Milton Keynes Central (MKC)	a		2031	2110		2135	2149		2253		
Watford Junction (WFJ)	a	2047s		2132	2148s				2325s		
London Euston (EUS)	e 15 a	2103	2106	2148	2204	2209	2227		2344		

NOTES (see introductory pages for explanation of train operator codes and standard symbols)

- a Arrival time
- d Departure time
- s Stops to set down only
- c Arrives 6 minutes earlier
- e Arrives 3 minutes earlier
- A From Manchester Piccadilly, see table 076
- B From Liverpool Lime Street, see table 076
- F Runs from 12 September. From Manchester Piccadilly, see table 076
- J From Glasgow Central, see table 065

Crewe and Stafford to Lichfield, Tamworth, Nuneaton, Rugby, Milton Keynes and London

Saturdays

Operator	VT	LM	VT	VT	LM	VT	VT	LM	VT	VT	LM	VT	VT	LM	VT	VT	LM	VT	VT
Train ID	1A01	1U00	1A02	1A03	1U16	1A05	1A07	1U18	1A08	1A72	1U20	1A11	1A12	1A13	1U22	1A15	1A17	1A18	
Days of operation/Notes	A		B	A		A	B		A	C		B	B	A		D	B	A	
1st Class/Reservations/Bus	1R		1R	1R		1R	1R		1R	1R		1R	1R	1R		1R	1R	1R	
Catering facilities	⊗		⊗	⊗		⊗	⊗		⊗	⊗		⊗	⊗	⊗		⊗	⊗	⊗	
Crewe (CRE)	10 d	0600	0539	0629	0624		0720	0725	0729	0741	0745	0754	0822	0829	0833	0856	0924	0929	
Stafford (STA)	d	0619	0559	0635	0648f		0739	0748g			0807e	0815c	0841		0855e		0943		
Rugeley Trent Valley (RGL)	d		0609		0657			0757			0818				0905				
Lichfield Trent Valley (LTV)	d		0616		0705	0712		0805			0826	0830			0913				
Tamworth (TAM)	d		0623		0711	0718		0812			0832	0837			0920				
Atherstone (ATH)	d		0631		0719			0820			0840				0928				
Nuneaton (NUN)	d		0639	0659	0726			0827			0847		0904		0935				
Rugby (RUG)	a	0649	0655		0714	0742		0842			0903				0950				
Northampton (NMP)	a																		
Milton Keynes Central (MKC)	a	0710			0735	0804		0905		0850	0924				1015	1001			
Watford Junction (WFJ)	a	0734s		0748s															
London Euston (EUS)	⊕ 15 a	0751	0759	0804	0809	0840	0823	0900	0950	0903	0928	1000	0944	1003	1008	1052	1036	1100	1104

Operator	LM	VT	VT	VT	LM	VT	VT	VT	LM	VT	VT	LM	VT	VT	VT	LM	VT	VT	
Train ID	1U24	1A20	1A22	1A23	1U26	1A25	1A27	1A28	1U28	1A32	1A33	1U30	1A35	1A37	1A38	1U32	1A40	1A42	
Days of operation/Notes		D	B	A		E	B	A		B	A		C	B	A		F	B	
1st Class/Reservations/Bus	1	1R	1R	1R		1R	1R	1R		1R	1R		1R	1R	1R		1R	1R	
Catering facilities		⊗	⊗	⊗		⊗	⊗	⊗		⊗	⊗		⊗	⊗	⊗		⊗	⊗	
Crewe (CRE)	10 d	0933	0954	1022	1029	1033	1056	1122	1129	1133	1222	1229	1233	1256	1324	1329	1333	1356	1424
Stafford (STA)	d	0955e		1041		1055		1141		1155e	1241		1255e		1342		1355c		1443
Rugeley Trent Valley (RGL)	d	1005				1105				1205			1305				1405		
Lichfield Trent Valley (LTV)	d	1013				1113				1213			1313				1413		
Tamworth (TAM)	d	1020				1120				1220			1320				1420		
Atherstone (ATH)	d	1028				1128				1228			1328				1428		
Nuneaton (NUN)	d	1035				1135				1235			1335				1435		
Rugby (RUG)	a	1050				1150				1250			1350				1450		
Northampton (NMP)	a																		
Milton Keynes Central (MKC)	a	1114	1101			1215	1202		1314			1414	1402			1514	1502		
Watford Junction (WFJ)	a																		
London Euston (EUS)	⊕ 15 a	1150	1136	1159	1202	1251	1236	1259	1302	1350	1401	1404	1450	1436	1459	1502	1550	1538	1601

Operator	VT	LM	VT	VT	VT	LM	VT	VT	VT	LM	VT	VT	VT	LM	VT	VT	LM	VT	
Train ID	1A43	1U34	1A45	1A47	1A48	1U36	1A50	1A52	1A53	1U38	1A55	1A57	1A58	1U40	1A62	1A63	2N42	1M16	
Days of operation/Notes	A		F	B	A		D	B	A		C	B	A		B	A		G	
1st Class/Reservations/Bus	1R		1R	1R	1R		1R	1R	1R		1R	1R	1R		1R	1R		1R	
Catering facilities	⊗		⊗	⊗	⊗		⊗	⊗	⊗		⊗	⊗	⊗		⊗	⊗		⊗	
Crewe (CRE)	10 d	1429	1433	1456	1522	1529	1533	1556	1622	1629	1633	1656	1723	1729	1733	1822	1828	1833	1842
Stafford (STA)	d		1455e		1541		1555e		1641		1655e	1744e		1755e	1841			1855e	
Rugeley Trent Valley (RGL)	d		1505				1605				1705			1805				1905	
Lichfield Trent Valley (LTV)	d		1513				1613				1713	1800		1813				1913	
Tamworth (TAM)	d		1520				1620				1720			1820				1920	
Atherstone (ATH)	d		1528				1628				1728			1828				1928	
Nuneaton (NUN)	d		1535				1635				1735			1835				1935	
Rugby (RUG)	a		1550				1650				1750			1850				1950	
Northampton (NMP)	a																	2011	
Milton Keynes Central (MKC)	a		1614	1602			1714	1702			1814	1802		1914					
Watford Junction (WFJ)	a																		
London Euston (EUS)	⊕ 15 a	1604	1650	1637	1658	1703	1750	1737	1758	1801	1850	1836	1907	1902	1950	1958	2001		2027

NOTES (see introductory pages for explanation of train operator codes and standard symbols)

- a Arrival time
- d Departure time
- s Stops to set down only
- c Arrives 3 minutes earlier
- e Arrives 4 minutes earlier
- f Arrives 6 minutes earlier
- g Arrives 5 minutes earlier
- A From Manchester Piccadilly, see table 076
- B From Liverpool Lime Street, see table 076
- C Runs from 17 September. From Chester, see table 077
- D From Holyhead, see table 077
- E Runs from 17 September. From Holyhead, see table 077
- F From Chester, see table 077
- G From Glasgow Central, see table 065

Crewe and Stafford to Lichfield, Tamworth, Nuneaton, Rugby, Milton Keynes and London

Saturdays

Operator Train ID	VT 1A66	VT 1A67	LM 2N44	VT 1A69	VT 1M18	LM 1U90	Days of operation/Notes 1st Class/Reservations/Bus Catering facilities
Crewe (CRE)	10 d	1922	1929	1933	2024	2049	2038
Stafford (STA)	d	1940		1952	2044		2058
Rugeley Trent Valley (RGL)	d			2001			2108
Lichfield Trent Valley (LTV)	d			2009			2115
Tamworth (TAM)	d			2015			2122
Atherstone (ATH)	d			2023			2130
Nuneaton (NUN)	d			2030			2137
Rugby (RUG)	a			2046			2152
Northampton (NMP)	a			2107			
Milton Keynes Central (MKC)	a					2154	2216
Watford Junction (WFJ)	a						
London Euston (EUS)	15 a	2113	2123		2218	2247	2304

NOTES (see introductory pages for explanation of train operator codes and standard symbols)

- a Arrival time
- d Departure time
- A From Manchester Piccadilly, see table 076
- B From Liverpool Lime Street, see table 076
- G From Glasgow Central, see table 065

Crewe and Stafford to Lichfield, Tamworth, Nuneaton, Rugby, Milton Keynes and London

Sundays

Operator Train ID Days of operation/Notes 1st Class/Reservations/Bus Catering facilities	VT 1A02 A	VT 1A01 B	VT 1A05 B	VT 1A06 C	VT 1A09 B	LM 1U90	VT 1A10 C	VT 1A11 A	VT 1A14 B	LM 1U92	VT 1A16 C	LM 1U30	VT 1A22 B	VT 1A23 A	VT 1A27 D	LM 1U32	VT 1A30 B	VT 1A31 A
Crewe (CRE)	10 d	0843	0853	0913	0943	1014	0952	1044	1055	1114	1123	1216	1223	1230	1256	1316	1323	1330
Stafford (STA)	d	0902		0932		1033	1020e		1136	1141	1237c	1243				1337c	1343	
Rugeley Trent Valley (RGL)	d					1029				1151	1246					1346		
Lichfield Trent Valley (LTV)	d		0924			1037				1158	1254					1354		
Tamworth (TAM)	d					1044				1205	1300					1400		
Atherstone (ATH)	d					1052				1213	1309					1409		
Nuneaton (NUN)	d			0955		1056	1100		1159	1220	1315					1415		
Rugby (RUG)	a				1031	1119	1131			1235	1330					1430		
Northampton (NMP)	a					1142												
Milton Keynes Central (MKC)	a		1019		1110	1146	1158	1206		1258		1354			1402	1454		
Watford Junction (WFJ)	a	1034s		1115s	1145s	1232		1236s	1249s									
London Euston (EUS)	e 15 a	1056	1104	1134	1209	1229	1250	1243	1253	1307	1349	1316	1433	1403	1409	1440	1533	1503

Operator Train ID Days of operation/Notes 1st Class/Reservations/Bus Catering facilities	VT 1A35 E	LM 1U34	VT 1A38 B	VT 1A39 A	VT 1A43 E	LM 1U36	VT 1A46 B	VT 1A47 A	VT 1A51 E	LM 1U38	VT 1A54 B	VT 1A55 A	LM 1U40	VT 1A62 B	VT 1A63 A	VT 1A67 D	LM 1U42	VT 1A70 B	
Crewe (CRE)	10 d	1353	1416	1423	1430	1456	1516	1523	1530	1554	1616	1623	1630	1716	1723	1730	1755	1816	1823
Stafford (STA)	d		1437c	1443		1537c	1543			1637c	1643		1737c	1742				1837c	1843
Rugeley Trent Valley (RGL)	d		1446			1546				1646			1746					1846	
Lichfield Trent Valley (LTV)	d		1454			1554				1654			1754					1854	
Tamworth (TAM)	d		1500			1600				1700			1800					1900	
Atherstone (ATH)	d		1509			1609				1709			1809					1909	
Nuneaton (NUN)	d	1432	1515			1615				1715			1815					1915	
Rugby (RUG)	a		1530			1630				1730			1830					1930	
Northampton (NMP)	a																		
Milton Keynes Central (MKC)	a	1501	1554		1601	1653			1702	1753			1853			1859	1953		
Watford Junction (WFJ)	a																		
London Euston (EUS)	e 15 a	1539	1633	1603	1606	1640	1732	1703	1707	1739	1832	1803	1806	1932	1902	1905	1937	2032	2003

Operator Train ID Days of operation/Notes 1st Class/Reservations/Bus Catering facilities	VT 1A71 A	VT 1A75 F	VT 1A76 A	VT 1A78 B	VT 1A79 A	LM 1U94	LM 2U46	VT 1A84 B	VT 1M18 G	VT 1A87 B	LM 2N48	
Crewe (CRE)	10 d	1829	1855		1923	1929	1933	2016	2024	2049	2124	2133
Stafford (STA)	d				1943		1951	2037	2043	2143	2151	
Rugeley Trent Valley (RGL)	d						2000	2047			2200	
Lichfield Trent Valley (LTV)	d			1935			2008	2054		2200	2208	
Tamworth (TAM)	d						2014	2101		2206	2215	
Atherstone (ATH)	d						2022	2109			2223	
Nuneaton (NUN)	d						2029	2115		2218	2230	
Rugby (RUG)	a						2044	2130		2230	2245	
Northampton (NMP)	a							2153			2312	
Milton Keynes Central (MKC)	a		2002				2106	2211	2137	2152	2304	
Watford Junction (WFJ)	a						2139	2254		2231s	2334s	
London Euston (EUS)	e 15 a	2006	2040	2045	2102	2108	2158	2317	2227	2253	2353	

NOTES (see introductory pages for explanation of train operator codes and standard symbols)

- a Arrival time
- d Departure time
- s Stops to set down only
- c Arrives 3 minutes earlier
- e Arrives 10 minutes earlier
- A From Manchester Piccadilly, see table 076
- B From Liverpool Lime Street, see table 076
- C From Preston, see table 065
- D Runs from 18 September. From Chester, see table 077
- E From Holyhead, see table 077
- F From Chester, see table 077
- G From Glasgow Central, see table 065